

FY 2020-21

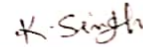
LUCKNOW PUBLIC COLLEGE OF PROFESSIONAL STUDIES - VINAMRA KHAND, GOMTI NAGAR, LUCKNOW

Under Management of Lucknow Public Educational Society - 'A' Block, Rajajipuram, Lucknow

BALANCE SHEET AS AT 31st MARCH 2021

LIABILITIES		AMOUNT	ASSETS		AMOUNT
CURRENT LIABILITIES AND PROVISIONS :			FIXED ASSETS : (Annexure - 1)		
a Sundry deposits from Branches (Annexure - 2 -D)	13,66,10,981.26		5,75,21,055.00		
b. Unpaid Liabilities (Annexure - 2 - B)	1,73,488.00		INVESTMENTS : (Annexure - 2 -F)		
			27,88,622.00		
c Other Credit Balances (Annexure - 2 - C)	68,55,916.00	14,36,40,385.26	CURRENT ASSETS :		
			a Cash at Banks (Annexure - 2-G)	1,57,92,867.47	
			b Cash in Hand (Annexure - 2 -H)	55,635.00	1,58,48,502.47
			LOANS AND ADVANCES :		
			(As certified by the Management and considered good)		
			a Advances to Staff (Annexure -2-I)	20,000.00	
			b Advances to Others (Annexure -2-J)	5,41,865.00	
			c Sundry Advances to Branches (Annexure - 2-E)	18,53,368.00	
			d Security Deposits (Annexure -2-K)	27,000.00	24,42,173.00
			RESERVES AND SURPLUS :		
			Income and Expenditure A/c(Annexure -2-A)		
					6,50,40,032.79
					14,36,40,385.26
					14,36,40,385.26


GENERAL SECRETARY


PRESIDENT

Auditor's Report :

As per our separate report of even date attached.

Place : Kanpur
Date : 14-11-2021
UDIN :21072099AAAA1BF6881



For R.P. Verma & Co.
Chartered Accountants


(R.P. Verma)
Proprietor

LUCKNOW PUBLIC COLLEGE OF PROFESSIONAL STUDIES - Vinamra Khand, Gomti Nagar, Lucknow

Under Management of Lucknow Public Educational Society - 'A' Block, Rajajipuram, Lucknow

INCOME AND EXPENDITURE ACCOUNT FOR THE YEAR ENDED ON 31st March, 2021

Expenditures	Amount	Incomes	Amount
To Staff Salaries	2,08,58,524.00	By FEES	
To Employer's Contribution to P.F. etc	9,73,606.00	By B.A. B.C.A. B.COM. B.Sc.	6,47,97,821.65
To Employer's Contribution to E.S.I	40,174.00	By B.COM (H) & B.J.M.C	7,40,750.00
To Computer Exps.	13,578.00	By Fees (Book Bank)	3,01,834.00
To Repairs & Maintenance	1,66,16,458.00	By Interest in Bank S.D. A/c	1,80,957.00
To Lawn & Garden Exps.	1,78,750.00	By Interest on Bank F.D.R's	4,170.00
To Electricity Exps.	2,27,703.00	By Interest on Staff Advances	1,20,000.00
To House Tax & Water Tax Exps.	4,84,139.00	By Application & Prospectus Fees	34,000.00
To Waste Management	4,200.00	By Misc Income	25,000.00
To Seminar & Function Exps.	2,19,233.00	By Sponsorship Fees	
To Students & Staff Welfare Expenses	2,29,321.00		
To University Fees	95,76,500.00		
To T.A & D.A	3,93,890.00		
To Printing & Stationery	9,70,301.00		
To Prize & Awards	2,90,185.00		
To Teaching Aids Expenses	58,410.00		
To Sports & Games Expenses	29,200.00		
To Telephone/Mobile/Internet Bill Exps.	2,24,503.00		
To Advertisement & Publicity Expenses	35,97,689.00		
To Sundry Expenses	4,58,727.00		
To Bank Commission & Charges	33,277.68		
To Conveyance & Vehicle Expenses	55,120.00		
To Newspapers & Magazines Exps.	17,133.00		
To Postage & Stamps	390.00		
To Subscription & Fees	8,33,000.00		
To Legal Expenses	700.00		
To Security Charges	14,48,709.00		
To Audit Fees	55,000.00		
To R and D Grant-in-Aid Scheme	2,59,327.00		
To Financial Support to Faculty and Staff	88,500.00		
To Interest on Late Payment of TDS	575.00		
To Short Fall in Interest on FDR	6.00		
To Sundry Balance Written Off	53,500.00		
To Expenses Relating to Earlier Year	2,78,069.00		
Total of Expenditures	5,85,68,397.68		

To Surplus of Incomes over Expenditures for the year : **76,35,934.97**

Carried Over to Balance Sheet

6,62,04,332.65

6,62,04,332.65

[Signature]
GENERAL SECRETARY

[Signature]
PRESIDENT

Auditor's Report :

As per our separate report of even date attached.



For R.P. Verma & Co.
Chartered Accountants

[Signature]
(R.P. Verma)
Proprietor

Place : Kanpur
Date : 14-11-2021

UDIN : 21072099AAAABF6881

LUCKNOW PUBLIC COLLEGE OF PROFESSIONAL STUDIES - Vinamra khand, Gomti Nagar, Lucknow

Under Management of Lucknow Public Educational Society - 'A' Block, Rajajipuram, Lucknow

STATEMENT OF FIXED ASSETS FOR THE YEAR ENDED ON 31st MARCH, 2021

Sl. No.	Name of Asset	Rate of Depreciation	Balance as on 01-04-2020	Additions		Sale during the year	Adjustments during the year	Total Balance as on 31-03-2021
				In First 6 Months	In Last 6 Months			
1	Land at Bharwara (Chinhai)	Nil	1,65,64,160.00					1,65,64,160.00
2	College Building (Block No. 2 & 3)	10%	36,38,895.00					36,38,895.00
3	College Building (Hostel)	10%	1,68,34,807.00					1,68,34,807.00
4	Electrical Installaton	10%	9,95,158.00					9,95,158.00
5	Electrical Installaton (Hostel)	10%	6,03,731.00					6,03,731.00
6	Furniture & Fixtures	10%	27,33,676.00		4,41,983.00			31,75,659.00
7	Furniture & Fixtures (Hostel)	10%	16,42,309.00					16,42,309.00
8	Fish Aquarium	10%	3,057.00			46,300.00		3,057.00
9	Curtinies	10%	3,47,139.00		6,22,040.00			9,69,179.00
10	Computers & Softwares	40%	27,45,095.00					27,45,095.00
11	B.J.M.C. Audio-Visual Lab.	40%	1,46,764.00					1,46,764.00
12	Library Books	40%	11,35,395.00	3,83,963.00		5,91,499.00		10,27,859.00
13	Solar Power / Solar Light	40%				21,64,650.00		21,64,650.00
14	Camera	15%	1,51,295.00			13,756.00		1,37,539.00
15	C.C. T.V., Camera	15%	14,10,135.00					14,10,135.00
16	Musical Instruments	15%	4,95,691.00					4,95,691.00
17	EPABX System	15%	5,816.00					5,816.00
18	Photo Copier Machine	15%	30,417.00					30,417.00
19	Photo Copier Machine	15%	31,235.00					31,235.00
20	Air Conditioners	15%	1,95,806.00					1,95,806.00
21	Air Coolers	15%	8,698.00					8,698.00
22	Refrigerator	15%	15,214.00					15,214.00
23	Bio Matrix Machine	15%	7,762.00					7,762.00
24	Metal Detector	15%	84,665.00					84,665.00
25	T.V. Set / DVD Player	15%	5,346.00					5,346.00
26	D.G. Set (Eicher - 20 KVA)	15%	8,547.00					8,547.00
27	D.G. Set (Kirloskar - 5 KVA)	15%	1,08,046.00					1,08,046.00
28	D.G. Set (Kirloskar - 45 KVA)	15%	32,209.00					32,209.00
29	Drill Machine	15%	17,02,229.00					17,02,229.00
30	Lift Machine	15%	1,49,897.00					1,49,897.00
31	Fire Fighting Equipments (Hostel)	15%	1,38,031.00					1,38,031.00
32	Fire Fighting Equipments	15%	8,96,247.00					8,96,247.00
33	Projector	15%	71,164.00					71,164.00
34	L.C.D. Projector	15%	38,850.00					38,850.00
35	Stabilizer	15%	69,856.00					69,856.00
36	Walke - Talkie	15%	27,106.00					27,106.00
37	Submersible Pump	15%	1,78,805.00					1,78,805.00
38	Water Cooler/Aquaguard/Filter	15%	581.00					581.00
	Total		5,32,56,834.00	3,83,963.00	38,80,258.00			5,75,21,055.00

[Signature]
GENERAL SECRETARY

[Signature]
PRESIDENT

AUDITOR'S REPORT:
As per our separate report of even date attached

Place : Kanpur
Date : 14-11-2021
UDIN : 21072021AAAH1681



FY 2019-20

LUCKNOW PUBLIC COLLEGE OF PROFESSIONAL STUDIES - Vinamra Khand, Gomti Nagar, Lucknow
(Under Management of Lucknow Public Educational Society, Lucknow)

BALANCE SHEET AS AT 31st MARCH 2020

LIABILITIES		AMOUNT	ASSETS		AMOUNT
CURRENT LIABILITIES AND PROVISIONS					
a. Sundry deposits from Branches (Annexure - 2 - D)	12,93,13,853.26		FIXED ASSETS : (Annexure - 1)		5,32,56,834.00
b. Unpaid Liabilities (Annexure - 2 - B)	18,70,819.00		INVESTMENTS : (Annexure - 2 - F)		26,21,243.00
c. Other Credit Balances (Annexure - 2 - C)	44,55,148.00	13,56,39,820.26	CURRENT ASSETS		
			a. Cash at Banks (Annexure - 2 - G)	44,59,955.50	
			b. Cash in Hand (Annexure - 2 - H)	1,07,690.00	45,67,645.50
			LOANS AND ADVANCES		
			(As certified by the Management and considered good)		
			a. Advances to Staff (Annexure - 2 - I)	20,000.00	
			b. Advances to Others (Annexure - 2 - J)	6,17,762.00	
			c. Sundry Advances to Branches (Annexure - 2 - E)	18,53,568.00	
			d. Security Deposits (Annexure - 2 - K)	27,000.00	25,18,130.00
			RESERVES AND SURPLUS		
			Income and Expenditure A/c (Annexure - 2 - A)		7,26,75,967.76
					13,56,39,820.26
					13,56,39,820.26

Deenah
SECRETARY

K Singh
PRESIDENT

Auditor's Report :

As per our separate report of even date attached.

For R.P. Verma & Co.
Chartered Accountants



(R.P. Verma)
Proprietor

Place : Kanpur
Date : 21-12-2020
UDIN : 21072099AAAAAL1190

LUCKNOW PUBLIC COLLEGE OF PROFESSIONAL STUDIES- Vinamra Khand, Gomti Nagar, Lucknow
(Under Management of Lucknow Public Educational Society, Lucknow)

INCOME AND EXPENDITURE ACCOUNT FOR THE YEAR ENDED ON 31st March, 2020

Expenditures	Amount	Income	Amount
To Staff Salaries	2,01,45,539.00	By Interest in Bank S B A/c	3,26,589.00
To Employer's Contribution to P.F., etc.	9,50,735.00	By Interest on Bank F.D.R's	1,75,400.00
To Employer's Contribution to E.S.I	38,509.00	By Interest on Staff Advances	2,502.00
To Repairs & Maintenance	1,04,28,991.00	By Fees	
To Students & Staff Welfare Expenses	2,92,394.00	(Including Education, Computer, Examination, Magazine, Science Laboratory, Library, Annual Dues Fees, etc.	7,19,35,544.84
To T.A & D.A	5,78,213.00		
To Printing & Stationery	11,95,753.00	BY Fee (Book Bank)	5,87,000.00
To Prize & Awards	0,90,858.00	By Sale of Students Admission Forms	50,400.00
To Teaching Aids Expenses	4,19,727.00	By Income Relating to Earlier Years	2,20,895.01
To Seminar & Function Expenses	38,66,866.00	Total	7,32,98,330.85
To Sports & Games Expenses	91,766.00		
To Telephone/Mobile Phone/Internet Exps.	2,91,845.00		
To Advertisement & Publicity Expenses	1,07,95,783.00		
To Sundry Expenses	11,76,399.00	By Deficit of Income over Expenditure for the year - Carried over to Balance Sheet	43,11,865.70
To Electric Expenses	22,10,814.00		
To Bank Commission & Charges	38,094.55		
To Conveyance & Vehicle Expenses	1,54,299.00		
To D.G. Set R & M Expenses	45,638.00		
To Newspaper & Magazines Exps.	24,473.00		
To Postage & Stamps	445.00		
To Fees & Taxes	83,07,442.00		
To Legal Expenses	6,724.00		
To Lawn & Gardening Expenses	2,36,775.00		
To Security Charges	31,55,016.00		
To Mess Expenses	28,56,475.00		
To Consultancy / Professional Charges	5,000.00		
To Audit Fees	55,000.00		
To R and D Grant-in-Aid Scheme	3,25,740.00		
To Financial Support to Faculty and Staff	77,500.00		
To Interest on Late Payment of TDS	4,010.00		
To Expenses Relating to Earlier Years	1,37,315.00		
	7,76,10,196.55		7,76,10,196.55

(Signature)

SECRETARY

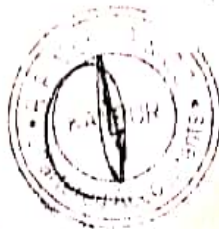
(Signature)

PRESIDENT

Auditor's Report :

As per our separate report of even date attached.

For R.P. Verma & Co.
Chartered Accountants



(Signature)

(R.P. Verma)
Proprietor

Place : Kanpur

Date : 21-12-2020

UDIN : 21072099AAAAAL1190

LUCKNOW PUBLIC COLLEGE OF P.STUDIES - VINAMRA KHAND, G.NAGAR, LKO.

(Under Management of Lucknow Public Educational Society, Lucknow)

STATEMENT OF FIXED ASSETS FOR THE YEAR ENDED ON 31ST MARCH, 2020

Sl. No.	Name of Asset	Rate of Depreciation	Balance as on 01-04-2019	Additions		Sale during the year	Adjustments during the year	Total Balance as on 31-03-2020
				In First 6 Months	In Last 6 Months			
1	Land at Bharwara (Chinhat)	Nil	1,65,64,160.00	-	-	-	-	1,65,64,160.000
2	College Building (Block No. 2 & 3)	10%	36,38,895.00	-	-	-	-	36,38,895.000
3	College Building (Hostel)	10%	1,68,34,807.00	-	-	-	-	1,68,34,807.000
4	Electrical Installation	10%	9,95,158.00	-	-	-	-	9,95,158.000
5	Electrical Installation (Hostel)	10%	6,03,731.00	-	-	-	-	6,03,731.000
6	Furniture & Fixtures	10%	26,44,706.00	7,350.00	81,620.00	-	-	27,33,676.000
7	Furniture & Fixtures (Hostel)	10%	7,96,354.00	7,83,598.00	62,357.00	-	-	16,42,309.000
8	Fish Aquirium	10%	3,057.00	-	-	-	-	3,057.000
9	Cutleries	10%	68,911.00	13,843.00	2,64,385.00	-	-	3,47,139.000
10	Computers	40%	17,22,445.00	1,56,500.00	8,66,150.00	-	-	27,45,095.000
11	B.J.M.C. Audio-Visual Lab.	40%	1,46,764.00	-	-	-	-	1,46,764.000
12	Library Books	40%	-	6,38,818.00	4,96,577.00	-	-	11,35,395.000
13	Camera	15%	10,745.00	1,40,550.00	-	-	-	1,51,295.000
14	C.C. - T.V. Camera	15%	13,06,739.00	-	1,03,396.00	-	-	14,10,135.000
15	Musical Instruments	15%	4,51,841.00	6,200.00	37,650.00	-	-	4,58,691.000
16	EPABX System	15%	5,816.00	-	-	-	-	5,816.000
17	Photo Copier Machine	15%	30,417.00	-	-	-	-	30,417.000
18	Air Conditioners	15%	31,235.00	-	-	-	-	31,235.000
19	Air Coolers	15%	55,150.00	1,40,656.00	-	-	-	1,95,806.000
20	Refrigerator	15%	8,698.00	-	-	-	-	8,698.000
21	Bio Matrix Machine	15%	18,214.00	-	-	-	-	18,214.000
22	Metal Detector	15%	7,762.00	-	-	-	-	7,762.000
23	T.V. Set / DVD Player	15%	31,165.00	53,500.00	-	-	-	84,665.000
24	D.G. Set (Eicher - 20 KVA)	15%	5,346.00	-	-	-	-	5,346.000
25	D.G. Set (Kirloskar - 5 KVA)	15%	8,547.00	-	-	-	-	8,547.000
26	D.G. Set (Kirloskar - 45 KVA)	15%	1,08,046.00	-	-	29,500.00	-	1,08,046.000
27	Drill Machine	15%	2,709.00	-	-	17,02,229.00	-	17,02,229.000
28	Lift Machine	15%	-	-	-	-	-	-
Total C/d			4,61,01,418.00	19,41,015.00	36,43,864.00			5,16,86,297.00

Contd.....2

(2)

Total B/d		4,61,01,418.00	19,41,015.00	36,43,864.00	-	-	5,16,86,297.00
29	Fire Firtng Equipments (Hostel)	15%	1,49,897.00	-	-	-	1,49,897.00
30	Fire Firtng Equipments	15%	1,38,031.00	-	-	-	1,38,031.00
31	Projector	15%	8,54,237.00	42,010.00	-	-	8,96,247.00
32	L.C.D. Projector	15%	71,164.00	-	-	-	71,164.00
33	Stabilizer	15%	38,850.00	-	-	-	38,850.00
34	Walkie - Talkie	15%	69,856.00	-	-	-	69,856.00
35	Submersible Pump	15%	27,106.00	-	-	-	27,106.00
36	Water Cooler/Aquaguard/Filter	15%	1,30,628.00	36,500.00	11,677.00	-	1,78,805.00
37	Cycle	15%	581.00	-	-	-	581.00
Total			4,75,81,768.00	20,19,525.00	36,55,541.00	-	5,32,56,834.00

Atul
SECRETARY

R Singh
PRESIDENT

AUDITOR'S REPORT :

As per our separate report of even date attached.

FOR R.P. VERMA & CO.

Chartered Accountants

F.R.N. - 004973C



R.P. Verma
Proprietor

M.No. 072099

Place : Lucknow

Date : 21-12-20

UDIN : 21072099AAAAAL1190

FY18-19

Lucknow Public College of Professional Studies, Vinamra Khand, Gomti Nagar, Lucknow

Under Management of Lucknow Public Educational Society, Lucknow

BALANCE SHEET AS AT 31st, MARCH 2019

LIABILITIES		AMOUNT	ASSETS		AMOUNT
CURRENT LIABILITIES AND PROVISIONS -					
Unpaid Liabilities	(As per List - B)	90,543.00	FIXED ASSETS	(As per Schedule - I)	4,75,81,767.00
Other Credit Balances	(As per List - C)	39,67,487.00	INVESTMENTS	(As per List - F)	24,63,383.00
Sundry deposits from Branches	(As per List - D)	11,95,19,085.02	CURRENT ASSETS:		
			Cash at Banks	(As per List - G)	24,11,559.20
			Cash in Hand	(As per List - H)	56,347.00
			LOANS AND ADVANCES:		
			(As certified by the Management and considered good)		
			Advances to Others	(As per List - I)	2,72,713.00
			Sundry Advances to Branches	(As per List - E)	24,00,242.76
			Security Deposits	(As per List - J)	27,000.00
			RESERVES AND SURPLUS:		
			Income and Expenditure	(As per List - A)	6,83,64,103.06
					<u>12,35,77,115.02</u>
		<u>12,35,77,115.02</u>			<u>12,35,77,115.02</u>

[Signature]
SECRETARY

[Signature]
PRESIDENT

Auditor's Report :

As per our separate report of even date attached.

For R.P. Verma & Co.
Chartered Accountants



[Signature]
(R.P. Verma)
Proprietor

Place: Kanpur
Date : 05-09-2019

Lucknow Public College of Professional Studies, Vinamra Khand, Gomti Nagar, Lucknow

Under Management of Lucknow Public Educational Society, Lucknow

INCOME AND EXPENDITURE ACCOUNT FOR THE YEAR ENDED ON 31st March, 2019

Expenditures	Amount	Incomes	Amount
To Staff Salaries	1,65,44,978.00	By Fees	
To Employer's Contribution to P.F. etc	7,84,104.00	(Including Education, Computer, Examination, Magazine, Science Laboratory, Library, Annual Dues Fees, etc)	5,93,24,275.46
To Employer's Contribution to E.S.I.	41,081.00	By Fee (Book Bank)	4,37,000.00
To Repairs & Maintenance	1,16,70,482.00	By Sale of Students Admission Forms	1,25,800.00
To Students & Staff Welfare Expenses	2,23,122.00	By Interest in Bank S.B. A/c	2,28,404.00
To T.A. & D.A.	2,92,829.00	By Interest in Bank F.D.Rs	1,46,523.00
To Printing & Stationery	11,56,113.00	By Interest on Staff Advances	282.00
To Prize & Awards	5,49,231.00	By Rebate & Discount	8,400.00
To Library & Teaching Aids Expenses	13,82,467.00	By Shortfall in Interest on F.D.R.	25,168.00
To Seminar & Function Expenses	1,68,851.00	By Deficit of Income over Expenditure for the year - Carried over to Balance Sheet	87,10,851.86
To Sports & Games Expenses	1,63,038.00		
To Telephone/Mobile Phone/Internet Exps	4,50,840.00		
To Advertisement & Publicity Expenses	1,35,26,934.00		
To Sundry Expenses	8,92,412.00		
To Electric Expenses	8,33,864.00		
To Bank Commission & Charges	63,863.32		
To Conveyance & Vehicle Expenses	23,00,022.00		
To D.G. Set R. & M. Expenses	14,717.00		
To Postage & Stamps	3,290.00		
To Fees & Taxes	61,89,791.00		
To Legal Expenses	12,975.00		
To Lawn & Gardening Expenses	20,658.00		
To Security Charges	30,13,680.00		
To Mess Expenses	28,54,722.00		
To Consultancy / Professional Charges	9,50,400.00		
To Audit Fees	50,000.00		
To R and D Grant-in-Aid Scheme	5,91,981.00		
To Financial Support to Faculty and Staff	52,500.00		
To Sundry Balances W/Off	45.00		
Total of Expenditures	6,47,98,990.32		
To Depreciation on fixed assets (As per Annexure-1)	42,05,714.00		
	6,90,04,704.32		6,90,04,704.32

(Signature)
SECRETARY

(Signature)
PRESIDENT

Auditor's Report :

As per our separate report of even date attached.

For R.P. Verma & Co.
Chartered Accountants



(Signature)
(R. P. Verma)
Proprietor

Place: Kanpur
Date: 05-09-2019

Lucknow Public College of Professional Studies, Vinamra Khand, Gomti Nagar, Lucknow
Under Management of Lucknow Public Educational Society, Lucknow

Schedule - 1

STATEMENT OF FIXED ASSETS AND DEPRECIATION FOR THE YEAR ENDED ON 31ST MARCH, 2019

Sl. No.	Name of Asset	Rate of Depreciation	Balance as on 01-04-2018	Additions		Sale during the year	Adjustments during the year	Total	Depreciation for the year	Balance as on 31-03-2019
				In First 6 Months	In Last 6 Months					
1	Land at Bharwara (Chinha)	Nil	1,65,64,160.00	-	-	-	-	1,65,64,160.00	-	1,65,64,160.00
2	College Building (Block No. 2 & 3)	10%	40,43,217.00	-	-	-	-	40,43,217.00	4,04,322.00	36,38,895.00
3	College Building (Hostel)	10%	1,87,05,341.00	-	-	-	-	1,87,05,341.00	18,70,534.00	1,68,34,807.00
4	Electrical Installation	10%	4,70,155.00	38,130.00	5,66,002.00	-	-	10,74,287.00	79,129.00	9,95,158.00
5	Electrical Installation (Hostel)	10%	6,70,812.00	-	-	-	-	6,70,812.00	67,081.00	6,03,731.00
6	Furniture & Fixtures	10%	28,67,490.00	63,315.00	7,350.00	-	-	29,38,155.00	2,93,815.00	26,44,340.00
7	Furniture & Fixtures (Hostel)	10%	3,397.00	-	-	-	-	3,397.00	340.00	3,057.00
8	Fish Aquarium	10%	74,738.00	1,830.00	-	-	-	76,568.00	7,657.00	68,911.00
9	Cutlery	40%	13,16,748.00	12,300.00	11,56,645.00	-	-	24,85,693.00	2,48,569.00	22,37,124.00
10	Computers	40%	2,44,667.00	-	-	-	-	2,44,667.00	24,467.00	2,20,200.00
11	B.T.M.C. Audio-Visual Lab.	15%	12,641.00	-	-	-	-	12,641.00	1,264.00	11,377.00
12	Camera	15%	9,46,538.00	-	5,42,899.00	-	-	14,89,437.00	1,48,944.00	13,40,493.00
13	C.C. - T.V. Camera	15%	64,890.00	2,95,816.00	1,57,017.00	-	-	1,27,723.00	12,772.00	1,14,951.00
14	Musical Instruments	15%	6,842.00	-	-	-	-	6,842.00	684.00	6,158.00
15	EPABX System	15%	35,785.00	-	-	-	-	35,785.00	3,578.00	32,207.00
16	Photo Copier Machine	15%	36,747.00	-	-	-	-	36,747.00	3,675.00	33,072.00
17	Air Conditioners	15%	64,882.00	-	-	-	-	64,882.00	6,488.00	58,394.00
18	Air Coolers	15%	10,233.00	-	-	-	-	10,233.00	1,023.00	9,210.00
19	Refrigerator	15%	21,428.00	-	-	-	-	21,428.00	2,143.00	19,285.00
20	Bio Matrix Machine	15%	9,132.00	-	-	-	-	9,132.00	913.00	8,219.00
21	Metal Detector	15%	36,665.00	-	-	-	-	36,665.00	3,667.00	32,998.00
22	T.V. Set / DVD Player	15%	6,290.00	-	-	-	-	6,290.00	629.00	5,661.00
23	D.G. Set (Eicher - 20 KVA)	15%	10,055.00	-	-	-	-	10,055.00	1,006.00	9,049.00
24	D.G. Set (Kirloskar - 5 KVA)	15%	1,27,113.00	-	-	-	-	1,27,113.00	12,711.00	1,14,402.00
25	D.G. Set (Kirloskar - 45 KVA)	15%	3,187.00	-	-	-	-	3,187.00	319.00	2,868.00
26	Drill Machine	15%	1,76,350.00	-	-	-	-	1,76,350.00	17,635.00	1,58,715.00
27	Fire Fighting Equipments (Hostel)	15%	1,62,389.00	-	2,54,668.00	-	-	4,17,057.00	41,706.00	3,75,351.00
28	Fire Fighting Equipments	15%	7,27,846.00	-	-	-	-	7,27,846.00	72,785.00	6,55,061.00
29	Projector	15%	83,722.00	-	42,000.00	-	-	1,25,722.00	12,572.00	1,13,150.00
30	L.C.D. Projector	15%	-	-	75,520.00	-	-	75,520.00	7,552.00	67,968.00
31	Stabilizer	15%	31,889.00	-	-	-	-	31,889.00	3,189.00	28,700.00
32	Walkie - Talkie	15%	1,53,679.00	-	-	-	-	1,53,679.00	15,368.00	1,38,311.00
33	Submersible Pump	15%	683.00	-	-	-	-	683.00	68.00	615.00
34	Water Cooler/Aquaguard/Filter	15%	-	-	-	-	-	-	-	-
35	Cycle	15%	4,85,73,989.00	4,11,391.00	28,02,101.00	-	-	5,17,87,481.00	51,787.00	4,66,087.00
Total										

(Signature)
SECRETARY

(Signature)
PRESIDENT

AUDITOR'S REPORT :
As per our separate report of even date attached.

FOR R.P. VERMA & CO.
Chartered Accountants



(R.P. Verma)
Proprietor

Place : Kanpur
Date : 05-09-2019

FY 2017-18

Lucknow Public College of Professional Studies, Vinamra Khand, Gomti Nagar, Lucknow
 Under Management of Lucknow Public Educational Society, Lucknow

BALANCE SHEET AS AT 31st, MARCH 2018

LIABILITIES		AMOUNT	ASSETS		AMOUNT
CURRENT LIABILITIES AND PROVISIONS :			FIXED ASSETS	(As per Schedule -I)	4,85,73,989.00
Unpaid Liabilities	(As per List -B)	74,526.00	INVESTMENTS	(As per List -F)	23,08,466.00
Other Credit Balances	(As per List -C)	41,77,320.00	CURRENT ASSETS :	(As per List -G)	11,91,419.06
Sundry deposits from Branches	(As per List -D)	11,08,75,010.02	Cash at Banks	(As per List -H)	14,517.00
			Cash in Hand		
			LOANS AND ADVANCES :		
			(As certified by the Management and considered good)		
			Advances to Staff	(As per List -I)	17,210.00
			Advances to Others	(As per List -J)	17,89,959.00
			Sundry Advances to Branches	(As per List -E)	15,51,064.76
			Security Deposits :	(As per List -K)	27,000.00
			RESERVES AND SURPLUS :		
			Income and Expenditure A/c	(As per List -A)	5,96,53,251.20
					<u>11,51,26,856.02</u>
		<u>11,51,26,856.02</u>			

[Signature]
 SECRETARY

PRESIDENT
[Signature]

Auditor's Report :
 As per our separate report of even date attached.

For R.P. Verma & Co.
 Chartered Accountants



[Signature]
 (R.P. Verma)
 Proprietor

Place: Kanpur
 Date : 22-09-2018

LUCKNOW PUBLIC COLLEGE OF PROFESSIONAL STUDIES- Vinamra Khand, Gomti Nagar, Lucknow
(Under Management of Lucknow Public Educational Society, Lucknow)

INCOME AND EXPENDITURE ACCOUNT FOR THE YEAR ENDED ON 31st March, 2018

Expenditures	Amount	Incomes	Amount
To Staff Salaries	1,37,85,013.00	By Interest in Bank S B A/c	4,24,608.00
To Employer's Contribution to P.F., etc.	6,24,361.00	By Interest on Bank F.D.R's	1,84,036.00
To Employer's Contribution to E.S.I.	39,509.00	By Interest on Staff Advances	10,340.00
To Repairs & Maintenance	1,30,85,065.00	By Sale of Students Admission Forms	1,06,000.00
To Students & Staff Welfare Expenses	55,448.00	By Fees	
To T.A & D.A	4,998.00	(Including Education, Computer, Examination, Magazine, Science Laboratory, Library, Annual Dues Fees, etc.	4,71,99,646.00
To Printing & Stationery	7,63,776.00	BY Fee (Book Bank)	4,82,000.00
To Prize & Awards	1,68,350.00	By Income on Sale of Fixed Assets	1,658.00
To Library & Teaching Aids Expenses	16,63,964.00		
To Seminar & Function Expenses	96,521.00		
To Sports & Games Expenses	2,14,184.00		
To Telephone/Mobile Phone/Internet Exps.	3,31,360.00		
To Advertisement & Publicity Expenses	67,78,685.00		
To Sundry Expenses	4,16,872.00		
To Electric Expenses	7,74,012.00		
To Bank Commission & Charges	20,437.49		
To Conveyance & Vehicle Expenses	1,70,078.00	By Deficit of Income over Expenditure for the year - Carried over to Balance Sheet	43,55,006.49
To D.G. Set R & M Expenses	17,700.00		
To Postage & Stamps	122.00		
To Fees & Taxes	52,38,032.00		
To Legal Expenses	18,284.00		
To Lawn & Gardening Expenses	32,124.00		
To Security Charges	17,13,915.00		
To R and D Grant-in-Aid Scheme	3,63,417.00		
To Financial Support to Faculty and Staff	35,000.00		
To Mess Expenses	19,90,764.00		
To Audit Fees	45,000.00		
Total of Expenditures	4,84,27,591.49		
To Depreciation on fixed assets (As per Annexure-1)	43,35,701.00		
	<u><u>5,27,63,292.49</u></u>		<u><u>5,27,63,292.49</u></u>

(Signature)
SECRETARY

(Signature)
PRESIDENT

Auditor's Report :

As per our separate report of even date attached.

For R.P. Verma & Co.
Chartered Accountants



(Signature)
(R. P. Verma)
Proprietor

Place: Kanpur
 Date: 22-09-2018

Lucknow Public College of Professional Studies, Vinamra Khand, Gomti Nagar, Lucknow
Under Management of Lucknow Public Educational Society, Lucknow

STATEMENT OF FIXED ASSETS AND DEPRECIATION FOR THE YEAR ENDED ON 31ST MARCH, 2018

Sl. No.	Name of Asset	Rate of Depreciation	Balance as on 01-04-2017	Additions		Sale during the year	Adjustments during the year	Total	Depreciation for the year	Balance as on 31-03-2018
				In First 6 Months	In Last 6 Months					
1	Land at Bharwara (Chinhhat)	Nil	1,65,64,150.00	-	-	-	-	1,65,64,150.00	-	1,65,64,150.00
2	College Building (Block No. 2 & 3)	10%	44,92,463.00	-	-	-	-	44,92,463.00	4,49,246.00	40,43,217.00
3	College Building (Hostel)	10%	2,07,83,712.00	-	-	-	-	2,07,83,712.00	20,78,371.00	1,87,05,341.00
4	Electrical Installation	10%	4,70,013.00	52,382.00	-	-	-	5,22,395.00	52,240.00	4,70,155.00
5	Electrical Installation (Hostel)	10%	7,45,347.00	-	-	-	-	7,45,347.00	74,535.00	6,70,812.00
6	Furniture & Fixtures	10%	20,86,926.00	3,79,210.00	6,82,072.00	-	-	31,48,208.00	2,80,718.00	28,67,490.00
7	Furniture & Fixtures (Hostel)	10%	9,83,153.00	-	-	-	-	9,83,153.00	98,315.00	8,84,838.00
8	Fish Aquarium	10%	3,775.00	-	-	-	-	3,775.00	378.00	3,397.00
9	Cutleries	10%	81,472.00	1,570.00	-	-	-	83,042.00	8,304.00	74,738.00
10	Computers	40%	3,23,038.00	11,31,614.00	5,54,321.00	-	-	20,08,973.00	6,92,725.00	13,16,248.00
11	B. J. M. C. Audio-Visual Lab.	40%	4,07,679.00	-	-	-	-	4,07,679.00	1,63,072.00	2,44,607.00
12	Cameras	15%	6,772.00	8,100.00	-	-	-	14,872.00	2,231.00	12,641.00
13	C.C. - T.V. Camera	15%	5,73,507.00	-	4,96,278.00	-	-	10,69,785.00	1,23,247.00	9,46,538.00
14	Musical Instruments	15%	76,341.00	-	-	-	-	76,341.00	11,451.00	64,890.00
15	LPABX System	15%	8,050.00	-	-	-	-	8,050.00	1,208.00	6,842.00
16	Photo Copier Machine	15%	Nil	42,100.00	-	-	-	42,100.00	6,315.00	35,785.00
17	Air Conditioners	15%	43,232.00	-	-	-	-	43,232.00	6,485.00	36,747.00
18	Air Coolers	15%	76,332.00	-	-	-	-	76,332.00	11,450.00	64,882.00
19	Refrigerator	15%	12,039.00	-	-	-	-	12,039.00	1,806.00	10,233.00
20	Bo Matrix Machine	15%	13,409.00	11,500.00	-	-	-	25,209.00	3,781.00	21,428.00
21	Metal Detector	15%	10,743.00	-	-	-	-	10,743.00	1,611.00	9,132.00
22	T.V. Set / DVD Player	15%	43,135.00	-	-	-	-	43,135.00	6,470.00	36,665.00
23	D.G. Set (Eicher - 20 KVA)	15%	7,400.00	-	-	-	-	7,400.00	1,110.00	6,290.00
24	D.G. Set (Eicher - 5 KVA)	15%	11,830.00	-	-	-	-	11,830.00	1,775.00	10,055.00
25	D.G. Set (Khoskar - 45 KVA)	15%	1,49,545.00	-	-	-	-	1,49,545.00	22,432.00	1,27,113.00
26	D.H. Machine	15%	3,749.00	-	-	-	-	3,749.00	562.00	3,187.00
27	Fire Fighting Equipments (Hostel)	15%	2,07,471.00	-	-	-	-	2,07,471.00	31,171.00	1,76,300.00
28	Fire Fighting Equipments	15%	1,91,046.00	-	-	-	-	1,91,046.00	28,657.00	1,62,389.00
29	Projector	15%	8,56,290.00	-	-	-	-	8,56,290.00	1,28,444.00	7,27,846.00
30	L.C.D. Projector	15%	98,496.00	-	-	-	-	98,496.00	14,774.00	83,722.00
31	Submersible Pump	15%	37,516.00	-	-	-	-	37,516.00	5,627.00	31,889.00
32	Water Cooler/Aqua-guard/Filter	15%	1,62,899.00	17,900.00	-	-	7,01,172.00	1,80,799.00	27,120.00	1,53,679.00
33	College Van (JP-327N-2530)	15%	7,01,172.00	-	-	-	7,01,172.00	-	-	683.00
34	College Van (JP-327N-2591)	15%	7,01,172.00	-	-	-	-	603.00	120.00	-
35	Cycle	15%	803.00	-	-	-	-	-	-	-
Sub Total (G)			5,09,34,687.00	16,44,676.00	17,32,671.00	14,02,344.00	-	5,29,09,690.00	43,35,701.00	4,85,73,989.00

(Signature)
SECRETARY

(Signature)
PRESIDENT

AUDITOR'S REPORT :
As per our separate report of even date attached.

FOR R.P. VERMA & CO.
Chartered Accountants
(Signature)
Proprietor



Place : Kanpur
Date : 22-09-2018

fy 2016-17

LUCKNOW PUBLIC COLLEGE OF PROFESSIONAL STUDIES - Vinamra Khand, Gomti Nagar, Lucknow
(Under Management of Lucknow Public Educational Society, Lucknow)

BALANCE SHEET AS AT 31st, MARCH 2017

LIABILITIES		AMOUNT	ASSETS		AMOUNT
CURRENT LIABILITIES AND PROVISIONS:			FIXED ASSETS (Annexure - 1)		5,09,34,687.00
a. Sundry deposits from Branches (Annexure - 2 -D)	11,06,96,720.72		INVESTMENTS (Annexure - 2 -F)		21,42,832.00
b. Unpaid Liabilities (Annexure - 2 - B)	1,92,981.00		CURRENT ASSETS		
c. Other Credit Balances (Annexure - 2 - C)	32,64,166.00	11,41,53,867.72	a. Cash at Banks (Annexure - 2-G)	37,46,946.25	
			b. Cash in Hand (Annexure - 2 -H)	18,547.00	37,65,493.25
			LOANS AND ADVANCES		
			(As certified by the Management and considered good)		
			b. Advances to Others (Annexure -2-I)	87,537.00	
			c. Sundry Advances to Branches (Annexure - 2-II)	18,98,073.76	
			d. Security Deposits (Annexure -2-J)	27,000.00	20,12,610.76
			RESERVES AND SURPLUS:		
			Income and Expenditure A/c(Annexure -2-A)		5,52,98,244.71
		<u>11,41,53,867.72</u>			<u>11,41,53,867.72</u>

(Signature)
SECRETARY

(Signature)
PRESIDENT

Auditor's Report :
Prepared on the basis of Informations & Explanations given to us.

For **R.P. Verma & Co.**
Chartered Accountants



(Signature)
(R.P. Verma)
Proprietor


Place: Kanpur
Date : 07-10-2017

LUCKNOW PUBLIC COLLEGE OF PROFESSIONAL STUDIES- Vinamra Khand, Gomti Nagar, Lucknow
(Under Management of Lucknow Public Educational Society, Lucknow)

INCOME AND EXPENDITURE ACCOUNT FOR THE YEAR ENDED ON 31st March, 2017

Expenditures	Amount	Incomes	Amount
To Staff Salaries	1,13,92,796.00		1,43,494.00
To Employer's Contribution to P.F. etc	6,32,619.00	By Interest in Bank S.B. A/c	1,48,328.00
To Employer's Contribution to E.S.I	32,118.00	By Interest on Bank F.D.R's	666.00
To Repairs & Maintenance	32,86,038.00	By Interest on Staff Advances	924.00
To Students & Staff Welfare Expenses	54,351.00	By Income Relating to Earlier Years	
To Printing & Stationery	6,89,898.00	By Fees	
To Prize & Awards	2,69,293.00		
To Library & Teaching Aids Expenses	14,49,201.00	(Including Education, Computer, Examination, Magazine, Science Laboratory, Library, Annual Dues Fees, etc)	3,31,15,163.55
To Seminar & Function Expenses	71,847.00		
To Sports & Games Expenses	30,000.00		
To Telephone/Mobile Phone/Internet Exps	2,36,548.00	BY Fee (Book Bank)	2,49,900.00
To Advertisement & Publicity Expenses	30,89,154.00		
To Sundry Expenses	1,41,853.00		
To Electric Expenses	8,61,744.00		
To Bank Commission & Charges	12,249.83		
To Conveyance & Vehicle Expenses	5,25,814.00		
To D.G. Set R. & M. Expenses	45,408.00		
To Postage & Stamps	40.00		
To Fees & Taxes	41,79,211.00	By Deficit of Income over Expenditure for the year - Carried over to	
To Lawn & Gardening Exps	100.00		
To Security Charges	4,20,210.00		
To Consultancy / Professional Charges	10,000.00		
To Audit Fees	45,000.00	Balance Sheet	
To Expenses Relating to Earlier Year	5,725.00		
To R and D Grant-in-Aid Scheme	3,44,813.00		
To Financial Support of Faculty and Staff	31,000.00		
Total of Expenditures	2,78,63,110.83		
To Depreciation on fixed assets (As per Annexure-1)	45,68,510.64		
Surplus of Incomes over Expenditures for the year : Carried over to B/Sheet	12,26,854.08		
	3,36,58,475.55		3,36,58,475.55


SECRETARY


PRESIDENT

Auditor's Report :

Prepared on the basis of Informations & Explanations given to us.

For R.P. Verma & Co.
Chartered Accountants

Place: Kanpur
Date: 07-10-2017




(R. P. Verma)
Proprietor

LUCKNOW PUBLIC COLLEGE OF PROFESSIONAL STUDIES - Vinamra Khand, Gomti Nagar, Lucknow

(Under Management of Lucknow Public Educational Society, Lucknow)

STATEMENT OF FIXED ASSETS AND DEPRECIATION FOR THE YEAR ENDED ON 31ST MARCH, 2017

Sl. No.	Name of Asset	Rate of Depreciation	Balance as on 01-04-2014	Additions		Sale during the year	Adjustments during the year	Total	Depreciation for the year	Balance as on 31-03-2015
				In First 6 Months	In Last 6 Months					
1	Land at Bhanwara (Chinhath)	Nil	1,65,64,160.00	Nil	Nil	Nil	Nil	1,65,64,160.00	Nil	1,65,64,160.00
2	College Building (Block No. 2 & 3)	10%	49,91,626.00	Nil	Nil	Nil	Nil	49,91,626.00	4,99,163.00	44,92,463.00
3	College Building (Hostel)	10%	2,30,93,013.00	Nil	Nil	Nil	Nil	2,30,93,013.00	23,09,301.00	2,07,83,712.00
4	Electrical Installation	10%	3,20,089.00	Nil	1,91,508.00	Nil	Nil	5,11,597.00	41,584.00	4,70,013.00
5	Electrical Installation (Hostel)	10%	8,28,163.00	Nil	Nil	Nil	Nil	8,28,163.00	82,816.30	7,45,347.00
6	Furniture & Fixtures	10%	7,56,239.00	15,62,568.00	Nil	Nil	Nil	23,18,807.00	2,31,881.00	20,86,926.00
7	Furniture & Fixtures (Hostel)	10%	10,92,392.00	Nil	Nil	Nil	Nil	10,92,392.00	1,09,239.00	9,83,153.00
8	Fish Aquarium	10%	4,195.00	Nil	Nil	Nil	Nil	4,195.00	425.00	3,770.00
9	Cutlery	10%	88,918.00	1,606.00	Nil	Nil	Nil	90,524.00	9,052.00	81,472.00
10	Computers	60%	3,52,428.00	4,32,136.00	13,160.00	Nil	Nil	7,97,724.00	4,74,696.00	3,23,028.00
11	B.J.M.C. Audio-Visual Lab.	80%	-	Nil	5,82,398.00	Nil	Nil	5,82,398.00	1,24,719.00	4,57,679.00
12	Camera	15%	7,967.00	Nil	Nil	Nil	Nil	7,967.00	1,195.00	6,772.00
13	C.C. - T.V. Camera	15%	4,99,622.00	Nil	1,60,895.00	Nil	Nil	6,60,517.00	87,010.00	5,73,507.00
14	Musical Instruments	15%	89,813.00	Nil	Nil	Nil	Nil	89,813.00	13,472.00	76,341.00
15	EPABX System	15%	9,471.00	Nil	Nil	Nil	Nil	9,471.00	1,421.00	8,050.00
16	Air Conditioners	15%	50,861.00	Nil	Nil	Nil	Nil	50,861.00	7,629.00	43,232.00
17	Air Coolers	15%	50,861.00	Nil	Nil	Nil	Nil	50,861.00	13,470.00	37,391.00
18	Refrigerator	15%	89,802.00	Nil	Nil	Nil	Nil	89,802.00	13,470.00	76,332.00
19	Bio Matrix Machine	15%	14,164.00	Nil	Nil	Nil	Nil	14,164.00	2,125.00	12,039.00
20	Metal Detector	15%	14,164.00	Nil	Nil	Nil	Nil	14,164.00	2,125.00	12,039.00
21	T.V. Set / DVD Player	15%	15,775.00	Nil	Nil	Nil	Nil	15,775.00	2,366.00	13,409.00
22	D.G. Set (Eicher - 20 KVA)	15%	15,775.00	Nil	Nil	Nil	Nil	15,775.00	2,366.00	13,409.00
23	D.G. Set (Kirloskar - 5 KVA)	15%	12,637.64	6,502.64	Nil	Nil	Nil	19,140.28	2,896.04	16,244.24
24	D.G. Set (Kirloskar - 45 KVA)	15%	10,747.00	Nil	Nil	Nil	Nil	10,747.00	1,612.00	9,135.00
25	Drill Machine	15%	8,706.00	Nil	Nil	Nil	Nil	8,706.00	1,306.00	7,400.00
26	Fire Fighting Equipments (Hostel)	15%	13,918.00	Nil	Nil	Nil	Nil	13,918.00	2,088.00	11,830.00
27	Fire Fighting Equipments	15%	17,593.50	Nil	Nil	Nil	Nil	17,593.50	2,639.00	14,954.50
28	Projector	15%	4,411.00	Nil	Nil	Nil	Nil	4,411.00	662.00	3,749.00
29	L.C.D. Projector	15%	2,44,084.00	Nil	Nil	Nil	Nil	2,44,084.00	36,613.00	2,07,471.00
30	Submersible Pump	15%	2,24,760.00	Nil	Nil	Nil	Nil	2,24,760.00	33,714.00	1,91,046.00
31	Water Cooler/Aquaguard/Filter	15%	2,24,760.00	Nil	Nil	Nil	Nil	2,24,760.00	33,714.00	1,91,046.00
32	College Van (UP-32FH-2590)	15%	2,24,760.00	Nil	Nil	Nil	Nil	2,24,760.00	33,714.00	1,91,046.00
33	College Van (UP-32FH-2591)	15%	945.00	Nil	Nil	Nil	Nil	945.00	142.00	803.00
34	Cycle	15%	945.00	Nil	Nil	Nil	Nil	945.00	142.00	803.00
	Total		5,14,83,018.00	24,51,228.64	15,68,951.00	#	-	8,59,03,197.64	45,68,510.64	5,09,34,687.00

SECRETARY

PRESIDENT

AUDITOR'S REPORT :

As per our separate report of even date attached.

FOR R.P. VERMA & CO.
Chartered Accountants

(R.P. Verma)
Proprietor

Place : Kanpur
Date : 07-10-2017

