

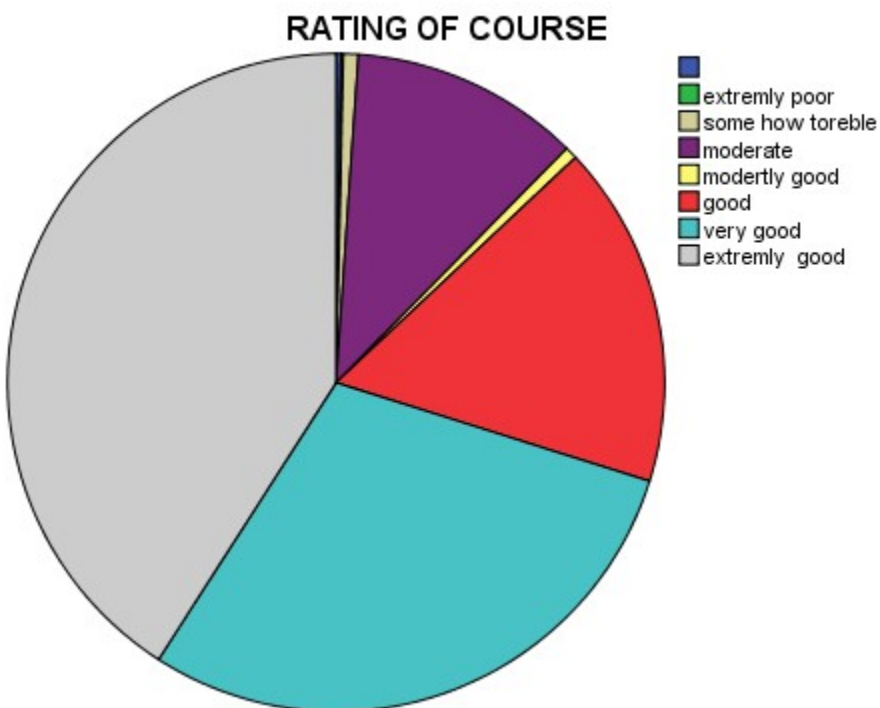
## 1.4.2 NAAC STUDENTS FEEDBACK ANALYSIS 2020-21

Q-1 Please give a rating of your course on the following:

**RATING OF COURSE**

| Response of the Students | Frequency | Percent | Valid Percent |
|--------------------------|-----------|---------|---------------|
| Extremely poor           | 1         | .1      | .1            |
| Somehow terrible         | 6         | .7      | .7            |
| Moderate                 | 94        | 11.3    | 11.3          |
| Modestly good            | 5         | .6      | .6            |
| Good                     | 140       | 16.8    | 16.8          |
| Very good                | 243       | 29.2    | 29.2          |
| Extremely good           | 340       | 40.9    | 40.9          |
| Total                    | 831       | 100.0   | 100.0         |

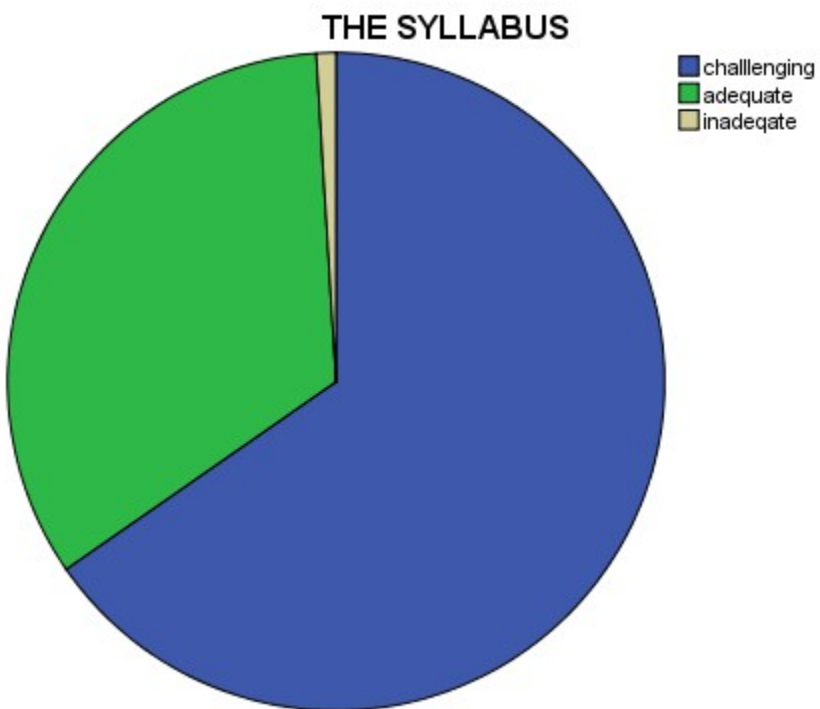
The students were asked to rate their course. 40.9% students rated the course as “extremely good” while 29.2% students rated the course as “very good”.



**Q.2 The syllabus was****THE SYLLABUS**

| Response of the Students | Frequency | Percent | Valid Percent | Cumulative Percent |
|--------------------------|-----------|---------|---------------|--------------------|
| Challenging              | 543       | 65.3    | 65.3          | 65.3               |
| Adequate                 | 280       | 33.7    | 33.7          | 99.0               |
| Inadequate               | 8         | 1.0     | 1.0           | 100.0              |
| Total                    | 831       | 100.0   | 100.0         |                    |

*The students were asked to rate regarding their syllabus. 65.3% students rated the syllabus as “challenging” while 33.7% students rated the syllabus as “adequate”.*



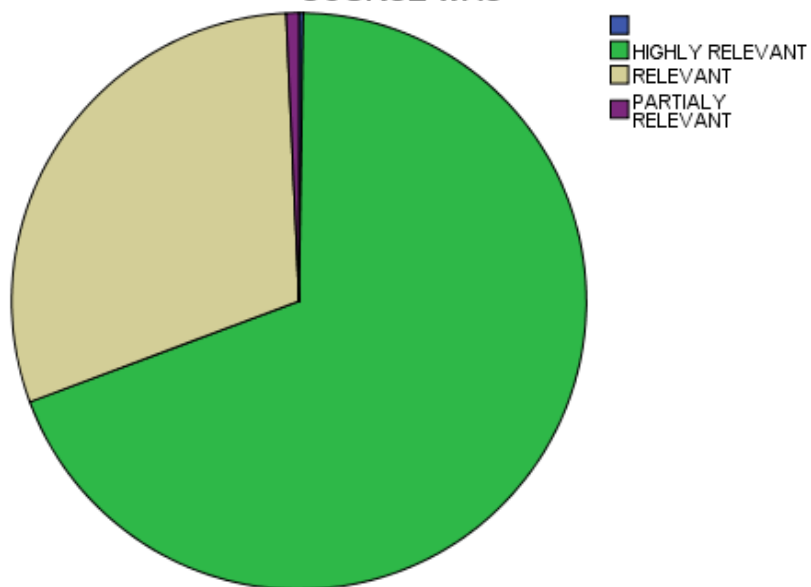
### Q.3 Your back ground for benefitting from the course was

#### YOUR BACK GROUND FOR BENEFITING FROM THE COURSE WAS

| Response of the Students | Frequency | Percent | Valid Percent |
|--------------------------|-----------|---------|---------------|
| HIGHLY RELEVANT          | 575       | 69.3    | 69.3          |
| RELEVANT                 | 249       | 30.0    | 30.0          |
| PARTIALY RELEVANT        | 6         | .7      | .7            |
| Total                    | 831       | 100.0   | 100.0         |

The students were asked to rate regarding their background for benefiting from the course. 69.1% students rated as “highly relevant” while 30.0% students rated as “relevant”.

#### YOUR BACK GROUND FOR BENEFITING FROM THE COURSE WAS



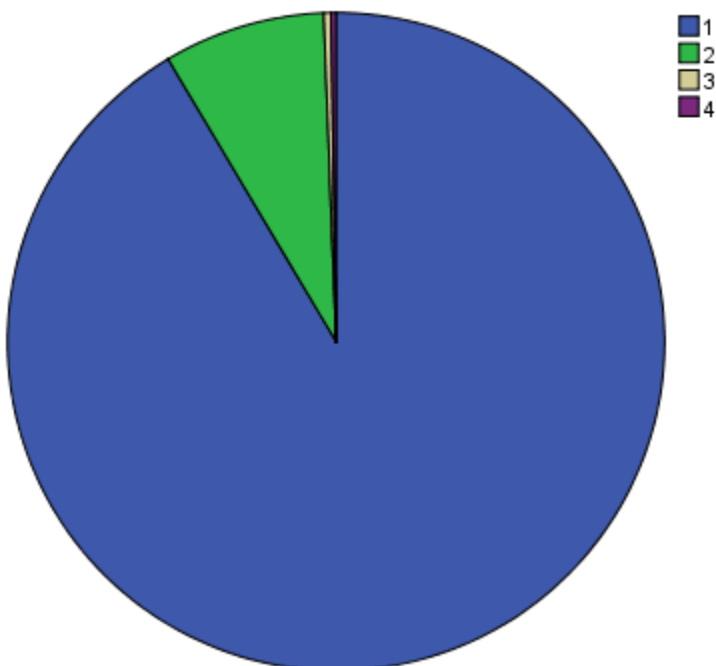
#### Q.4 How much of the syllabus was taught in the class

##### HOW MUCH OF THE SYLLABUS WAS TOUGHT IN CLASS

| Response of the Students | Frequency | Percent | Valid Percent |
|--------------------------|-----------|---------|---------------|
| 90% - 100%               | 760       | 91.5    | 91.5          |
| 75% - 90%                | 66        | 7.9     | 7.9           |
| 50% - 75%                | 3         | .4      | .4            |
| 40% - 50%                | 2         | .2      | .2            |
| Total                    | 831       | 100.0   | 100.0         |

*The students were asked to rate regarding how much of the syllabus was taught in class. 91.5% students rated that 90% - 100% syllabus was taught in the class.*

##### HOW MUCH OF THE SYLLABUS WAS TOUGHT IN CLASS



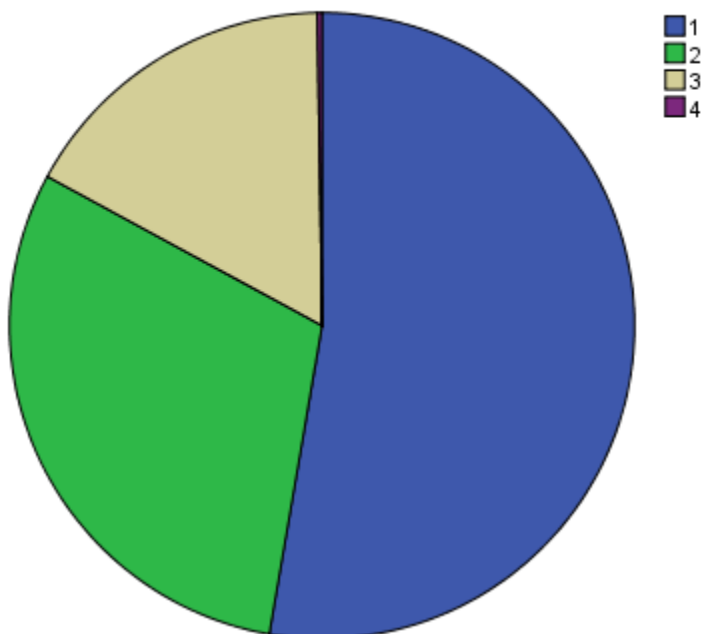
### Q.5 What is your opinion about the library holding for the course

#### WHAT IS YOUR OPINION ABOUT THE LIBRARY HOLDING FOR THE COURSE

| Response of the Students | Frequency | Percent | Valid Percent |
|--------------------------|-----------|---------|---------------|
| EXCELLENT                | 438       | 52.7    | 52.7          |
| ADEQUATE                 | 251       | 30.2    | 30.2          |
| INADEQUATE               | 140       | 16.9    | 16.9          |
| POOR                     | 2         | .2      | .2            |
| Total                    | 831       | 100.0   | 100.0         |

The students were asked to rate regarding Library holding for the course. 52.7% students rated library holding for the course as “excellent” while 30.2% rated as “adequate”.

#### WHAT IS YOUR OPINION ABOUT THE LIBRARY HOLDING FOR THE COURSE



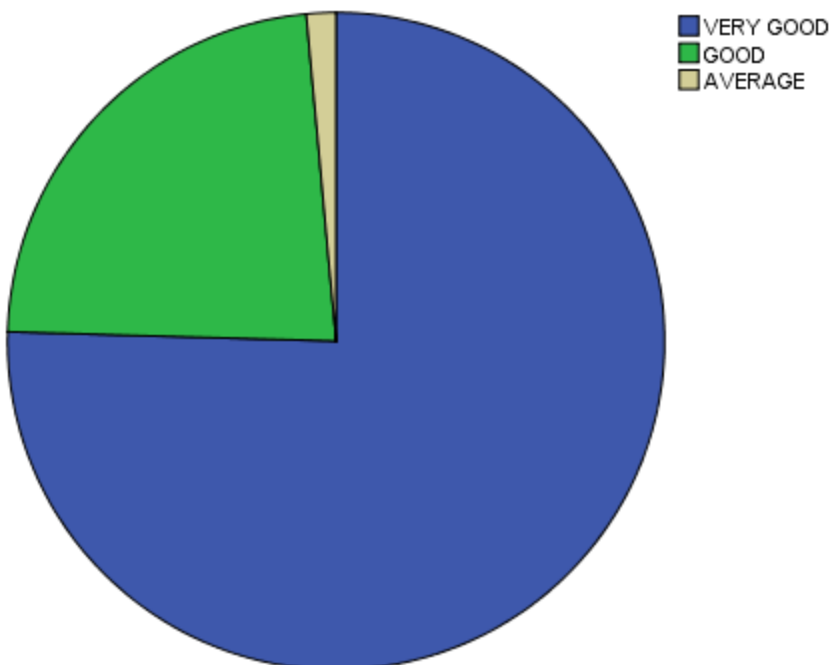
### Q.6 Were you able to get the prescribed reading

#### WERE YOU ABLE TO GET THE PRESCRIBED READING

| Response of the Students | Frequency | Percent | Valid Percent |
|--------------------------|-----------|---------|---------------|
| VERY GOOD                | 627       | 75.5    | 75.5          |
| GOOD                     | 192       | 23.1    | 23.1          |
| AVERAGE                  | 12        | 1.4     | 1.4           |
| Total                    | 831       | 100.0   | 100.0         |

The students were asked to rate regarding their ability to get the prescribed reading. 75.5% student's rated "very good" while 23.1% students rated as "good".

#### WERE YOU ABLE TO GET THE PRESCRIBED READING



### Q.7 The internal evaluation system as it existed is

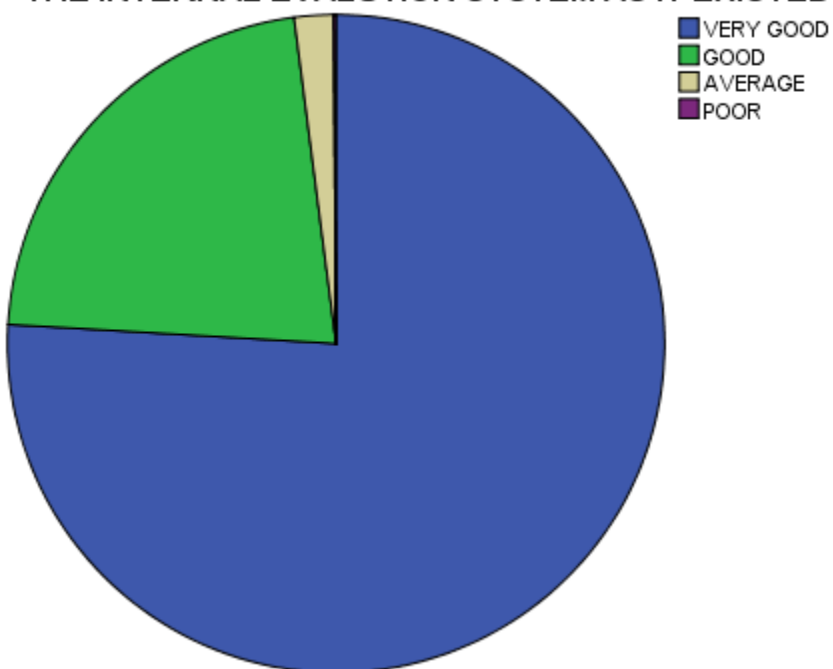
#### THE INTERNAL EVALUTION SYSTEM AS IT EXISTED IS

| Response of the Students | Frequency | Percent | Valid Percent |
|--------------------------|-----------|---------|---------------|
| VERY GOOD                | 631       | 75.9    | 75.9          |
| GOOD                     | 183       | 22.0    | 22.0          |

|         |     |       |       |
|---------|-----|-------|-------|
| AVERAGE | 16  | 1.9   | 1.9   |
| POOR    | 1   | .1    | .1    |
| Total   | 831 | 100.0 | 100.0 |

The students were asked to rate regarding the internal evaluation system. 75.9% students rated that internal evaluation system is “very good” while 22.0% students rated the same as “good”.

#### THE INTERNAL EVALUATION SYSTEM AS IT EXISTED IS

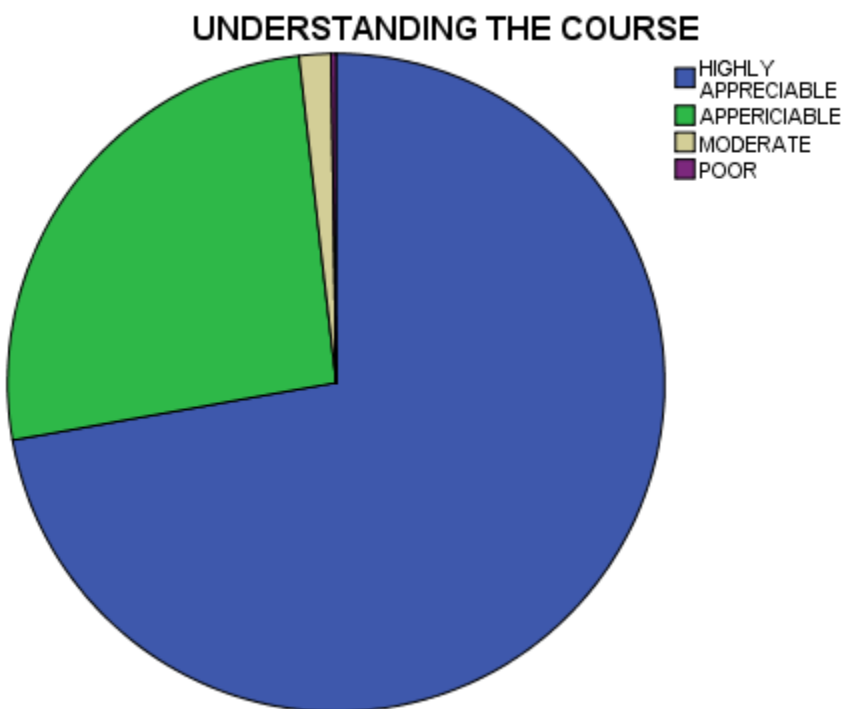


#### Q.8 Understanding the course

##### UNDERSTANDING THE COURSE

| Response of the Students | Frequency | Percent | Valid Percent |
|--------------------------|-----------|---------|---------------|
| HIGHLY APPRECIABLE       | 600       | 72.2    | 72.2          |
| APPERICIABLE             | 216       | 26.0    | 26.0          |
| MODERATE                 | 13        | 1.6     | 1.6           |
| POOR                     | 2         | .2      | .2            |
| Total                    | 831       | 100.0   | 100.0         |

The students were asked to rate regarding their understanding of the course. 72.2% students rated that their understanding of the course as “highly appreciable” while 26.0% students rated the same as “appreciable”.



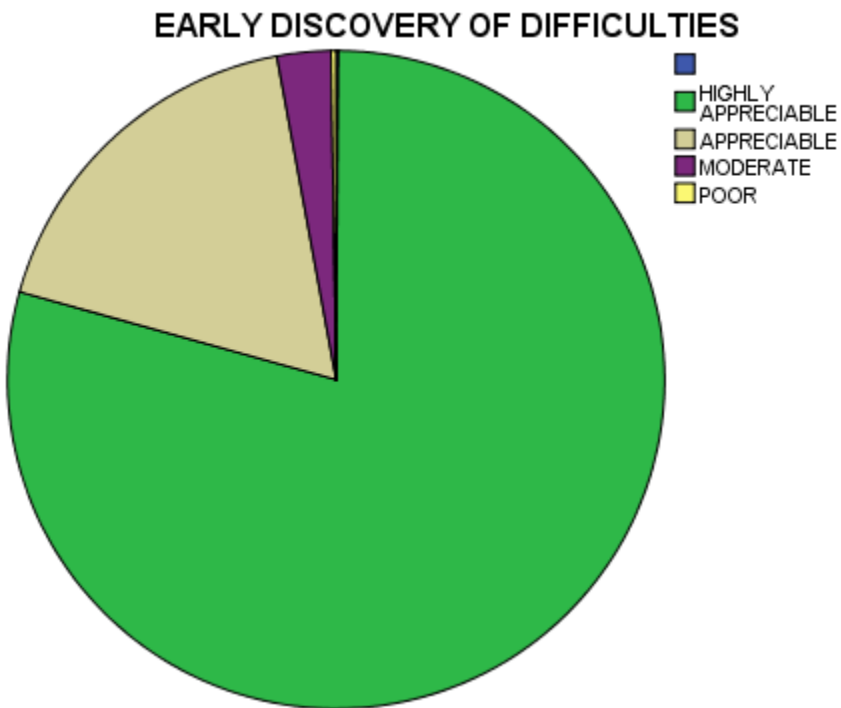
### Q.9 Early discovery of difficulties

#### EARLY DISCOVERY OF DIFFICULTIES

| Response of the Students | Frequency | Percent | Valid Percent |
|--------------------------|-----------|---------|---------------|
| HIGHLY APPRECIABLE       | 658       | 79.2    | 79.2          |
| APPRECIABLE              | 148       | 17.8    | 17.8          |
| MODERATE                 | 22        | 2.6     | 2.6           |
| POOR                     | 2         | .2      | .2            |
| Total                    | 831       | 100.0   | 100.0         |



The students were asked to rate regarding early discovery of difficulties. 79.2 students rates as “highly appreciable” while 17.8 % students rated as “appreciable”.

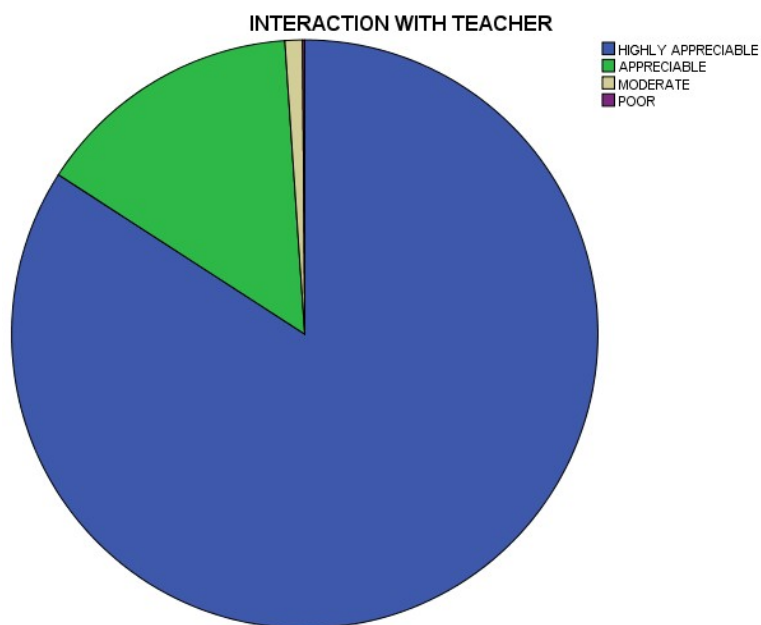


#### Q.10 Interaction with teacher

##### INTERACTION WITH TEACHER

| Response of the Students | Frequency | Percent | Valid Percent |
|--------------------------|-----------|---------|---------------|
| HIGHLY APPRECIABLE       | 699       | 84.1    | 84.1          |
| APPRECIABLE              | 123       | 14.8    | 14.8          |
| MODERATE                 | 8         | 1.0     | 1.0           |
| POOR                     | 1         | .1      | .1            |
| Total                    | 831       | 100.0   | 100.0         |

The students were asked to rate regarding their interaction with teacher. 84.1% students rated that their interaction with teacher is “highly appreciable”.

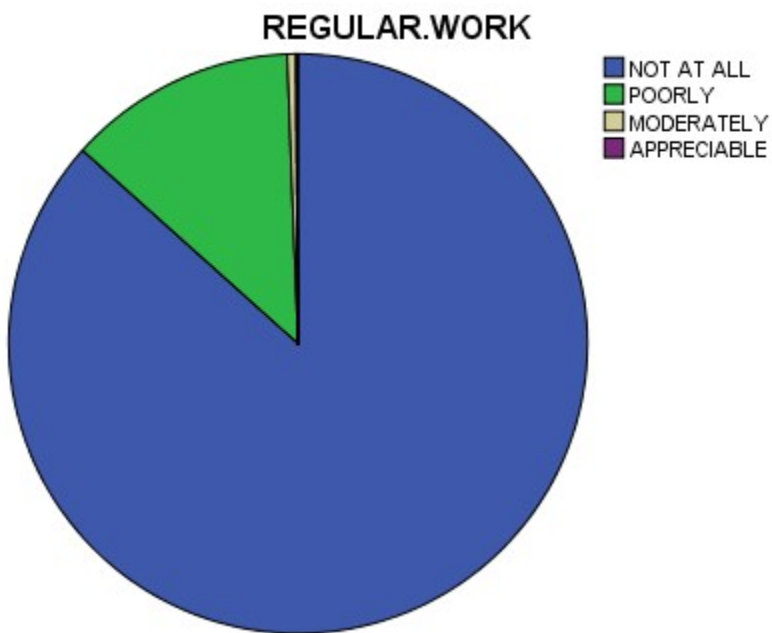


### Q.11 Regular work

#### REGULAR WORK

| Response of the Students | Frequency | Percent | Valid Percent |
|--------------------------|-----------|---------|---------------|
| HIGHLY APPRECIABLE       | 720       | 86.6    | 86.6          |
| APPRECIABLE              | 106       | 12.8    | 12.8          |
| MODERATE                 | 4         | .5      | .5            |
| POOR                     | 1         | .1      | .1            |
| Total                    | 831       | 100.0   | 100.0         |

*The students were asked to rate regarding regular work. 86.6% students rated the regular work as “highly appreciable”.*

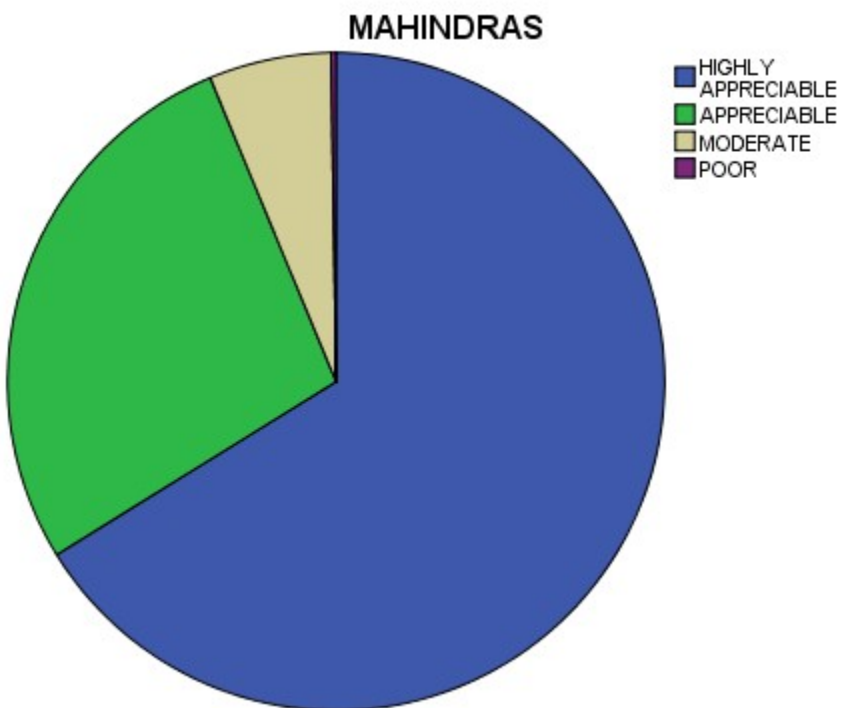


**Q.12 Mahindra's**

**MAHINDRAS**

| Response of the Students | Frequency | Percent | Valid Percent |
|--------------------------|-----------|---------|---------------|
| HIGHLY APPRECIABLE       | 550       | 66.2    | 66.2          |
| APPRECIABLE              | 229       | 27.6    | 27.6          |
| MODERATE                 | 50        | 6.0     | 6.0           |
| POOR                     | 2         | .2      | .2            |
| Total                    | 831       | 100.0   | 100.0         |

The students were asked to rate regarding Mahindra classes. 66.2% students rated these classes as “highly appreciable” while 27.6% students rated these classes as “appreciable”.



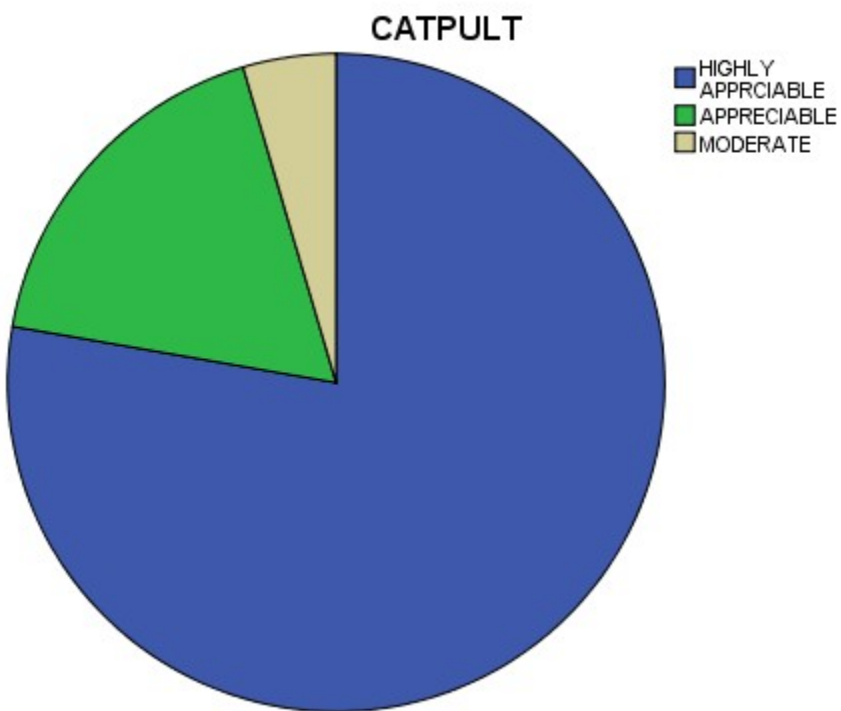
**Q.13 Catapult**

**CATAPULT**

| Response of the Students | Frequency | Percent | Valid Percent |
|--------------------------|-----------|---------|---------------|
| HIGHLY APPRECIABLE       | 646       | 77.7    | 77.7          |
| APPRECIABLE              | 147       | 17.7    | 17.7          |

|          |     |       |       |
|----------|-----|-------|-------|
| MODERATE | 38  | 4.6   | 4.6   |
| Total    | 831 | 100.0 | 100.0 |

The students were asked to rate regarding Catapult classes. 77.7% students rated these classes as “highly appreciable” while 17.7% students rated these classes as “appreciable”.



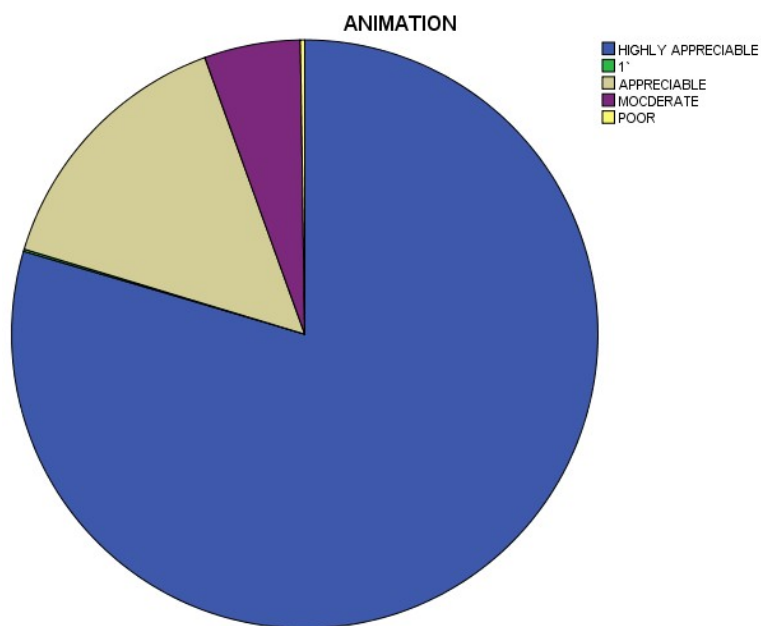
**Q.14 Animation**

**ANIMATION**

| Response of the Students | Frequency | Percent | Valid Percent |
|--------------------------|-----------|---------|---------------|
| HIGHLY APPRECIABLE       | 661       | 79.5    | 79.5          |

|             |     |       |       |
|-------------|-----|-------|-------|
| APPRECIABLE | 123 | 14.8  | 14.8  |
| MOCDERATE   | 44  | 5.3   | 5.3   |
| POOR        | 2   | .2    | .2    |
| Total       | 831 | 100.0 | 100.0 |

The students were asked to rate regarding Animation classes. 79.5% students rated these classes as “highly appreciable” while 14.8% students rated these classes as “appreciable”.

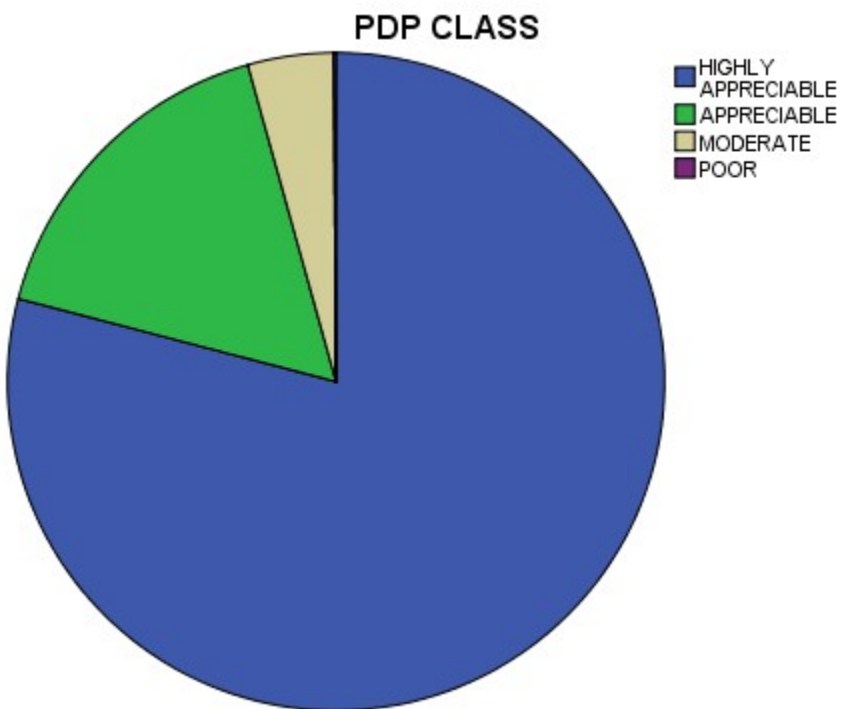


### Q.15 PDP Class

#### PDP CLASS

| Response of the Students | Frequency | Percent | Valid Percent |
|--------------------------|-----------|---------|---------------|
| HIGHLY APPRECIABLE       | 657       | 79.1    | 79.1          |
| APPRECIABLE              | 138       | 16.6    | 16.6          |
| MODERATE                 | 35        | 4.2     | 4.2           |
| POOR                     | 1         | .1      | .1            |
| Total                    | 831       | 100.0   | 100.0         |

The students were asked to rate regarding PDP classes. 79.1% students rated these classes as “highly appreciable” while 16.6% students rated these classes as “appreciable”.

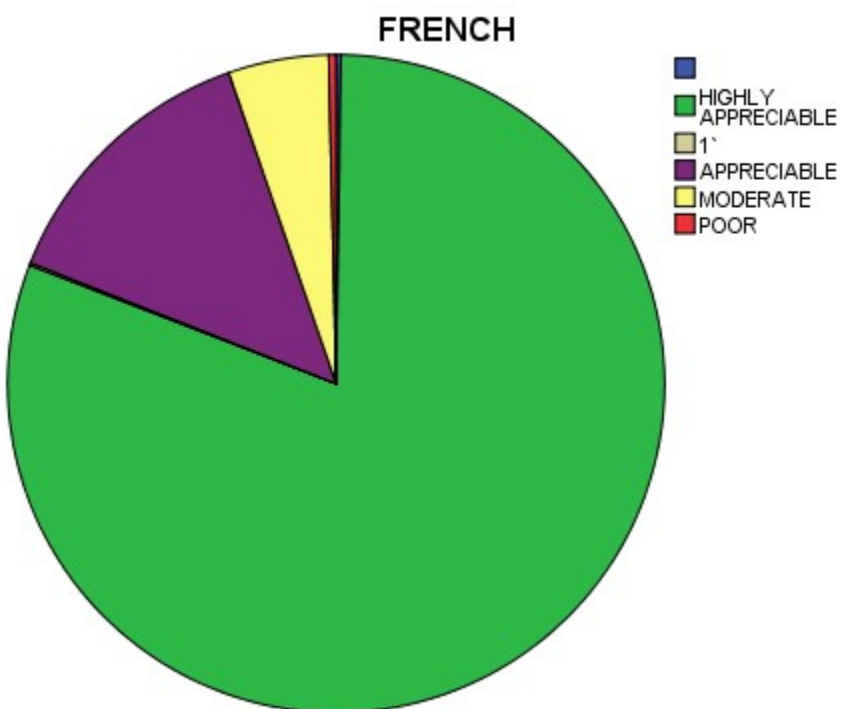


### Q.16 French

#### FRENCH

| Response of the Students | Frequency | Percent | Valid Percent |
|--------------------------|-----------|---------|---------------|
| HIGHLY APPRECIABLE       | 670       | 80.6    | 80.6          |
| APPRECIABLE              | 114       | 13.7    | 13.7          |
| MODERATE                 | 41        | 4.9     | 4.9           |
| POOR                     | 3         | .4      | .4            |
| Total                    | 831       | 100.0   | 100.0         |

The students were asked to rate regarding French classes. 80.6% students rated these classes as “highly appreciable” while 13.7% students rated these classes as “appreciable”.



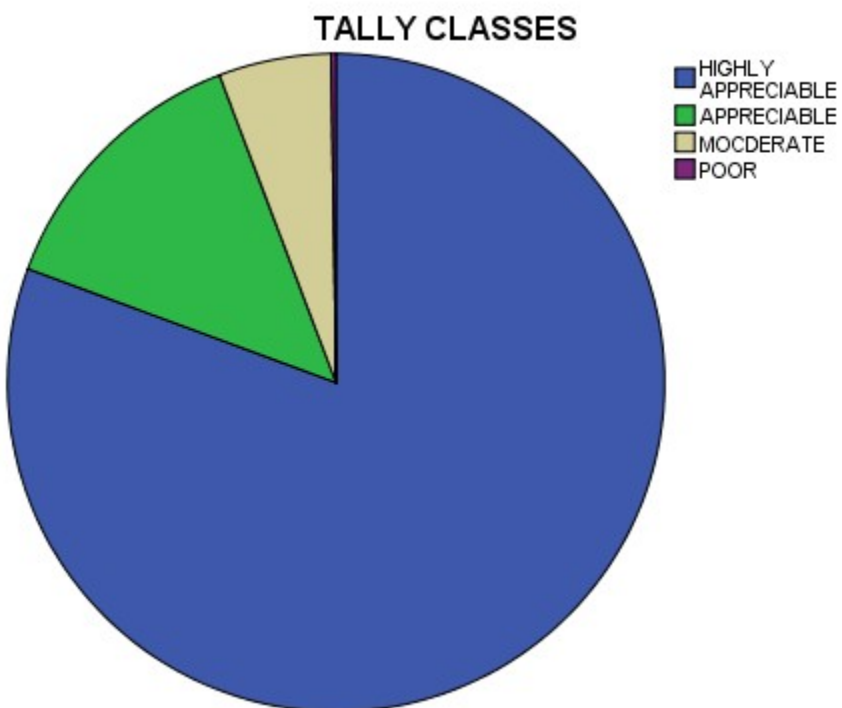
#### Q.17 Tally classes

#### TALLY CLASSES

| Response of the Students | Frequency | Percent | Valid Percent |
|--------------------------|-----------|---------|---------------|
| HIGHLY APPRECIABLE       | 670       | 80.6    | 80.6          |
| APPRECIABLE              | 113       | 13.6    | 13.6          |
| MOCDERATE                | 46        | 5.5     | 5.5           |
| POOR                     | 2         | .2      | .2            |
| Total                    | 831       | 100.0   | 100.0         |

The students were asked to rate regarding Tally classes. 80.6% students rated these classes as “highly appreciable” while 13.6% students rated these classes as “appreciable”.



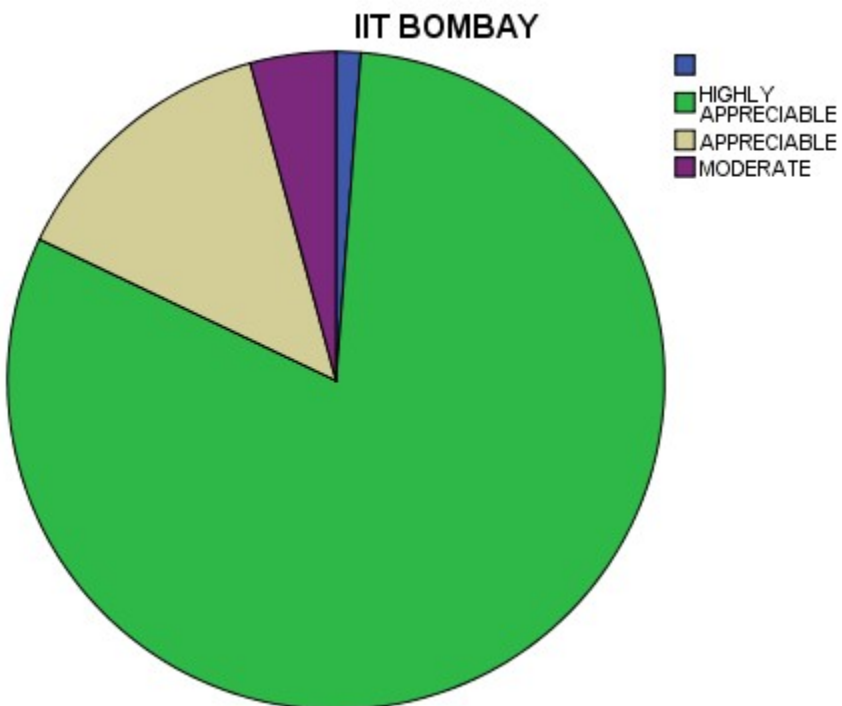


**Q.18 IIT Bombay**

**IIT BOMBAY**

| Response of the Students | Frequency | Percent | Valid Percent |
|--------------------------|-----------|---------|---------------|
| HIGHLY APPRECIABLE       | 672       | 80.9    | 80.9          |
| APPRECIABLE              | 114       | 13.7    | 13.7          |
| MODERATE                 | 35        | 4.2     | 4.2           |
| Total                    | 831       | 100.0   | 100.0         |

*The students were asked to rate regarding IIT Bombay certification classes. 80.9% students rated these classes as “highly appreciable”.*

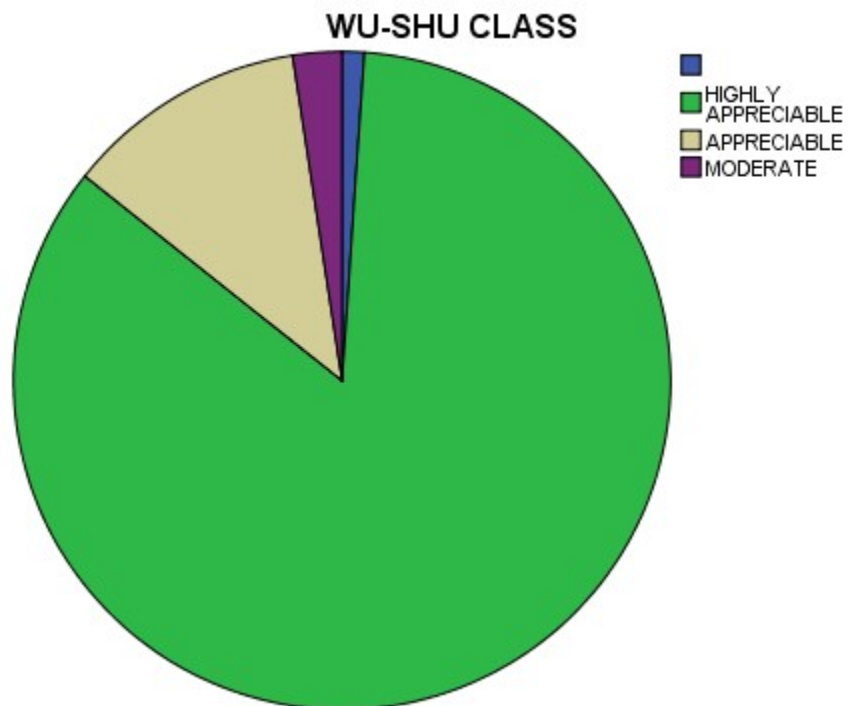


**Q.19 WU- SHU Class**

**WU-SHU CLASS**

| Response of the Students | Frequency | Percent | Valid Percent |
|--------------------------|-----------|---------|---------------|
| HIGHLY APPRECIABLE       | 703       | 84.7    | 84.7          |
| APPRECIABLE              | 99        | 11.9    | 11.9          |
| MODERATE                 | 20        | 2.4     | 2.4           |
| Total                    | 831       | 100.0   | 100.0         |

*The students were asked to rate regarding WU-SHU classes. 84.7% students rated these classes as “highly appreciable” while 11.9% students rated these classes as “appreciable”.*



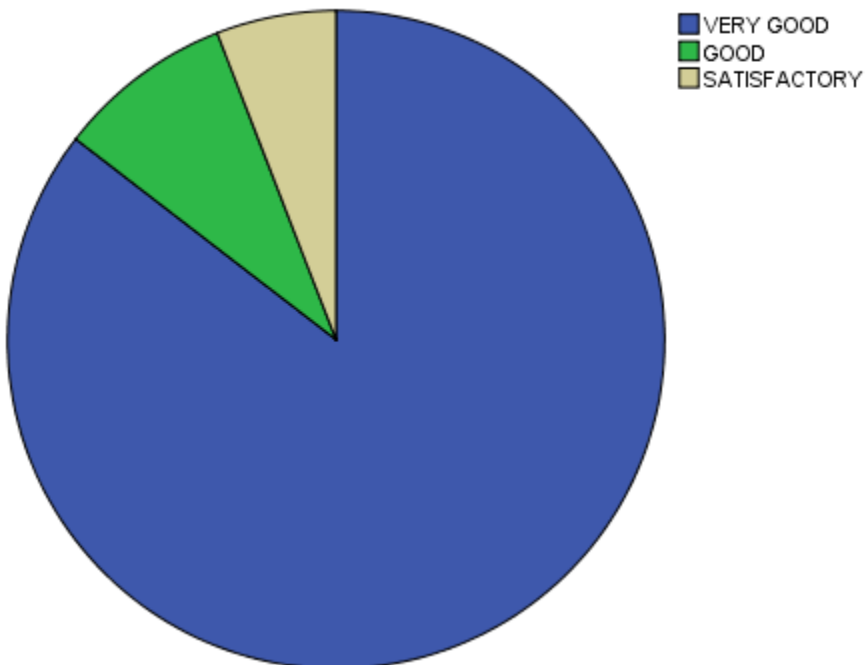
**Q.20 Student teacher relationship**

**STUDENT TEACHER REALATIONSHIP**

| Response of the Students | Frequency | Percent | Valid Percent |
|--------------------------|-----------|---------|---------------|
| VERY GOOD                | 710       | 85.4    | 85.4          |
| GOOD                     | 72        | 8.7     | 8.7           |
| SATISFACTORY             | 49        | 5.9     | 5.9           |
| Total                    | 831       | 100.0   | 100.0         |

*The students were asked to rate regarding student teacher relationship. 85.4% students rated as “very good”.*

### STUDENT TEACHER REALATIONSHIP



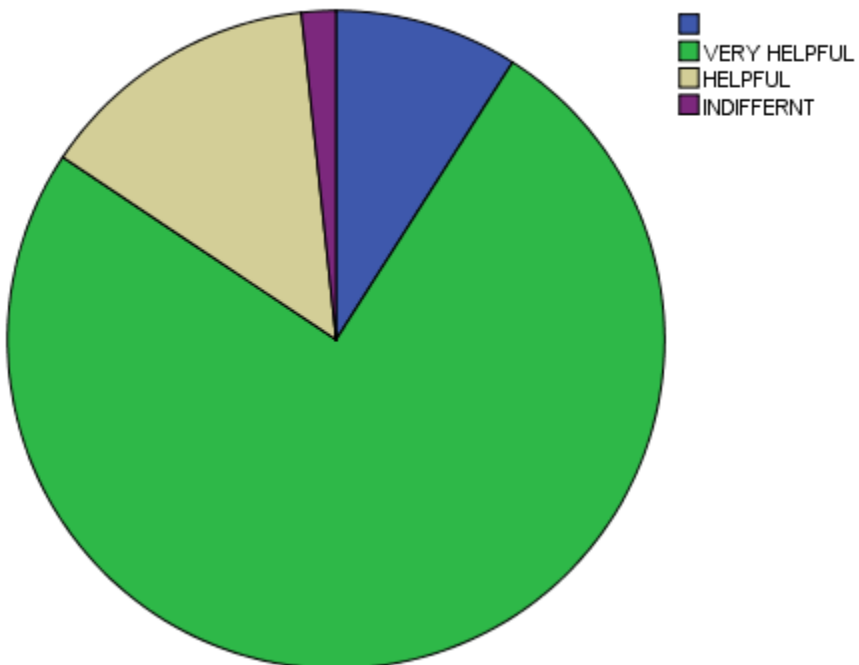
### Q.21 How do you find college administrative office

#### HOW DO YOU FIND COLLEGE ADMINSTARTIVE OFFICE

| Response of the Students | Frequency | Percent | Valid Percent |
|--------------------------|-----------|---------|---------------|
| VERY HELPFUL             | 626       | 75.3    | 75.3          |
| HELPFUL                  | 116       | 14.0    | 14.0          |
| INDIFFERNT               | 14        | 1.7     | 1.7           |
| Total                    | 831       | 100.0   | 100.0         |

*The students were asked to rate regarding working of college administrative office. 75.3% students rated these as "very helpful" while 14.0% students rated these as "helpful".*

### HOW DO YOU FIND COLLEGE ADMINSTRATIVE OFFICE

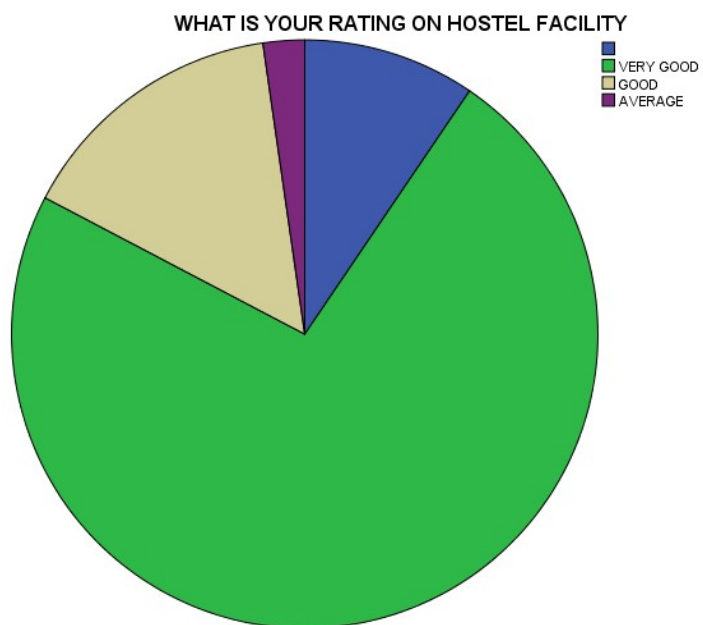


### Q.22 What is your rating on hostel facility

#### WHAT IS YOUR RATING ON HOSTEL FACILITY

| Response of the Students | Frequency | Percent | Valid Percent |
|--------------------------|-----------|---------|---------------|
| VERY GOOD                | 608       | 73.2    | 73.2          |
| GOOD                     | 125       | 15.0    | 15.0          |
| AVERAGE                  | 19        | 2.3     | 2.3           |
| Total                    | 831       | 100.0   | 100.0         |

*The students were asked to rate regarding Hostel facilities. 73.2% students rated hostel facilities as “very good” while 15.0% students rated hostel facilities as “good”.*



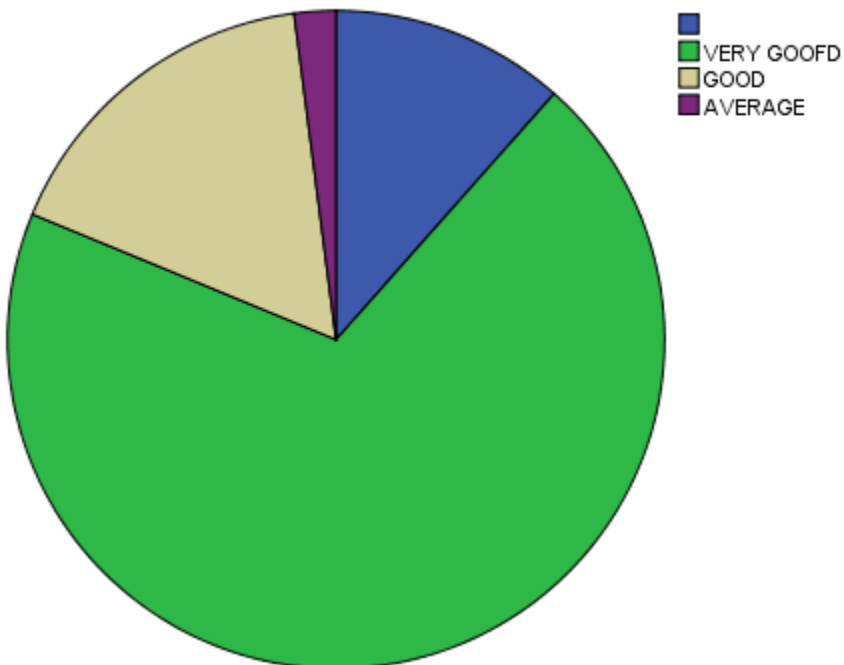
### Q.23 How do you rate the health care facility

#### HOW DO YOY RATE THE HEALTH CARE FACILITY

| Response of the Students | Frequency | Percent | Valid Percent |
|--------------------------|-----------|---------|---------------|
| VERY GOOFD               | 579       | 69.7    | 69.7          |
| GOOD                     | 139       | 16.7    | 16.7          |
| AVERAGE                  | 17        | 2.0     | 2.0           |
| Total                    | 831       | 100.0   | 100.0         |

*The students were asked to rate regarding Health Care Facilities. 69.7% students rated health care facilities as “very good” while 16.7% students rated health care facilities as “good”.*

### HOW DO YOY RATE THE HEALTH CARE FACILITY



### Q.24 After leaving the college how will you talk about it

#### AFTER LEAVING THE COLLEGE HOW WILL YOU TALK ABOUT IT

| Response of the Students | Frequency | Percent | Valid Percent |
|--------------------------|-----------|---------|---------------|
| PROUDLY                  | 594       | 71.5    | 71.5          |
| INDIFFERNTLY             | 120       | 14.4    | 14.4          |
| DISPARAGINGLY            | 24        | 2.9     | 2.9           |
| Total                    | 831       | 100.0   | 100.0         |

*The students were asked to rate regarding their talking about the college after leaving it. 71.5% students rated that they would talk about it "proudly".*

### AFTER LEAVING THE COLLEGE HOW WILL YOU TALK ABOUT IT

