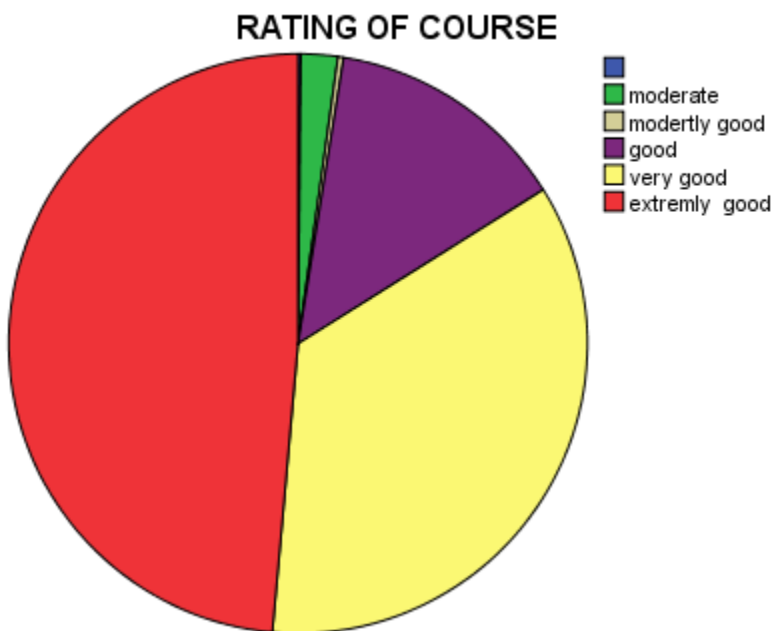


1.4.2 NAAC STUDENTS FEEDBACK 2019-20 ANALYSIS

Q.1 Please give a overall rating of your course on the following-

Response of Students	Frequency	Percent	Valid Percent
moderate	13	2.1	2.1
moderately good	2	.3	.3
good	86	13.6	13.6
very good	224	35.3	35.3
extremely good	308	48.6	48.6
Total	634	100.0	100.0

The students were asked to rate their course. 48.6% students rated the course as “extremely good” while 35.3% students rated the course as “very good”.

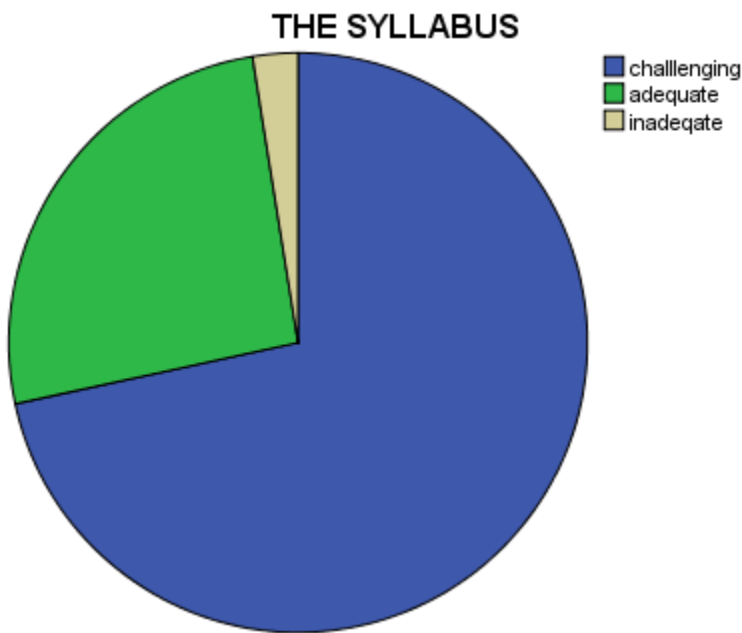


Q.2 The syllabus was-

THE SYLLABUS

Response of Students	Frequency	Percent	Valid Percent
challenging	454	71.6	71.6
adequate	164	25.9	25.9
inadequate	16	2.5	2.5
Total	634	100.0	100.0

The students were asked to rate regarding their syllabus. 71.6% students rated the syllabus as “challenging” while 25.9% students rated the syllabus as “adequate”.



Q.3 Your background for benefitting from the course was-

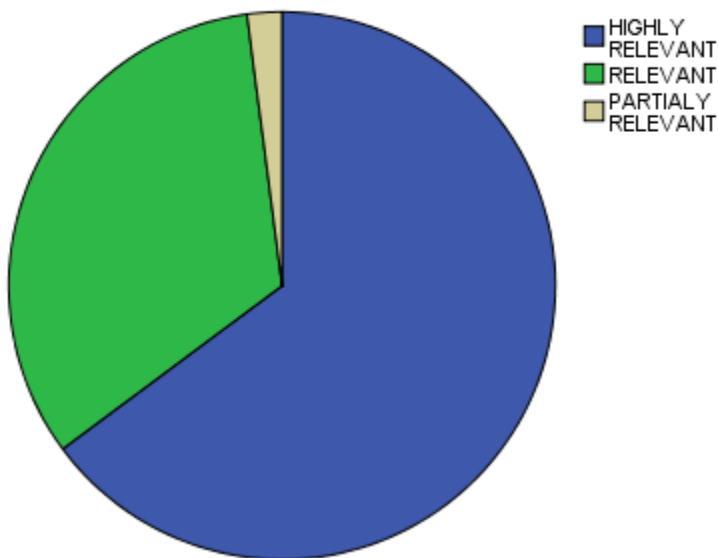
YOUR BACK GROUND FOR BENEFITING FROM THE COURSE WAS

Response of Students	Frequency	Percent	Valid Percent
----------------------	-----------	---------	---------------

HIGHLY RELEVANT	411	64.8	64.8
RELEVANT	210	33.1	33.1
PARTIALY RELEVANT	13	2.1	2.1
Total	634	100.0	100.0

The students were asked to rate regarding their background for benefiting from the course. 64.8% students rated as “highly relevant” while 33.1% students rated as “relevant”.

YOUR BACK GROUND FOR BENEFITING FROM THE COURSE WAS



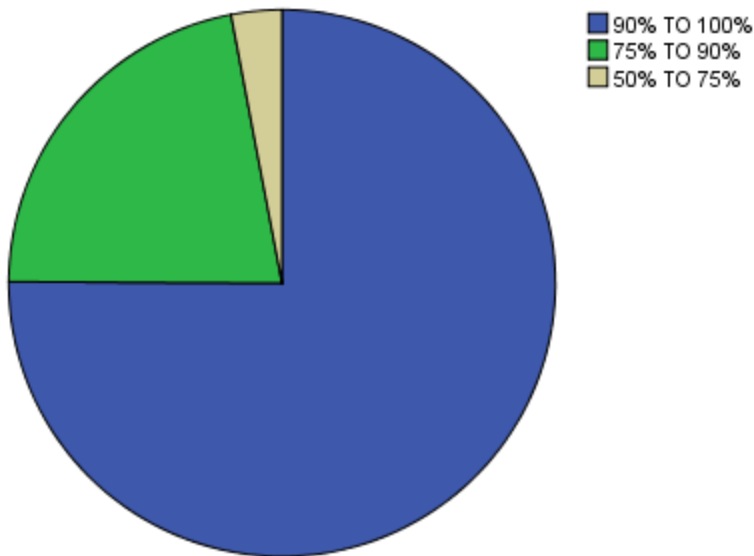
Q.4 How much of the syllabus was taught in class?

HOW MUCH OF THE SYLLABUS WAS TOUGHT IN CLASS

Response of Students	Frequency	Percent	Valid Percent
90% TO 100%	476	75.1	75.1
75% TO 90%	139	21.9	21.9
50% TO 75%	19	3.0	3.0
Total	634	100.0	100.0

The students were asked to rate regarding how much of the syllabus was taught in class. 75.1% students rated that 90% - 100% syllabus was taught in the class.

HOW MUCH OF THE SYLLABUS WAS TOUGHT IN CLASS



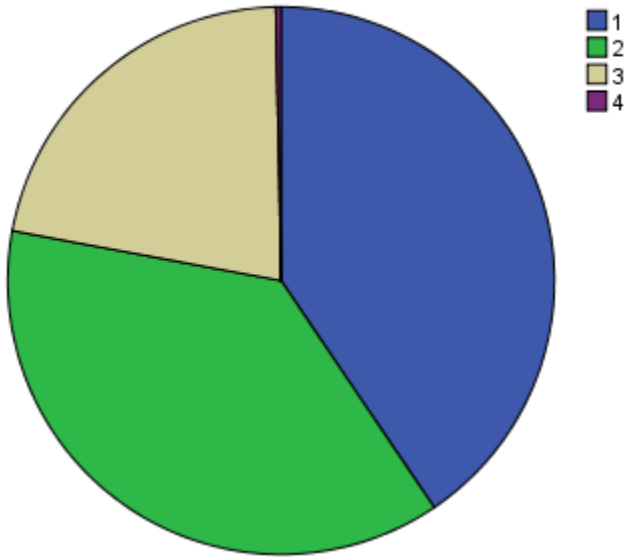
Q.5 What is your opinion about the library holdings for the course?

WHAT IS YOUR OPINION ABOUT THE LIBRARY HOLDING FOR THE COURSE

Response of Students	Frequency	Percent	Valid Percent
EXCELLENT	257	40.5	40.5
ADEQUATE	237	37.4	37.4
INADEQUATE	138	21.8	21.8
POOR	2	.3	.3
Total	634	100.0	100.0

The students were asked to rate regarding Library holding for the course. 40.5% students rated library holding for the course as “excellent” while 37.4% rated as “adequate”.

WHAT IS YOUR OPINION ABOUT THE LIBRARY HOLDING FOR THE COURSE



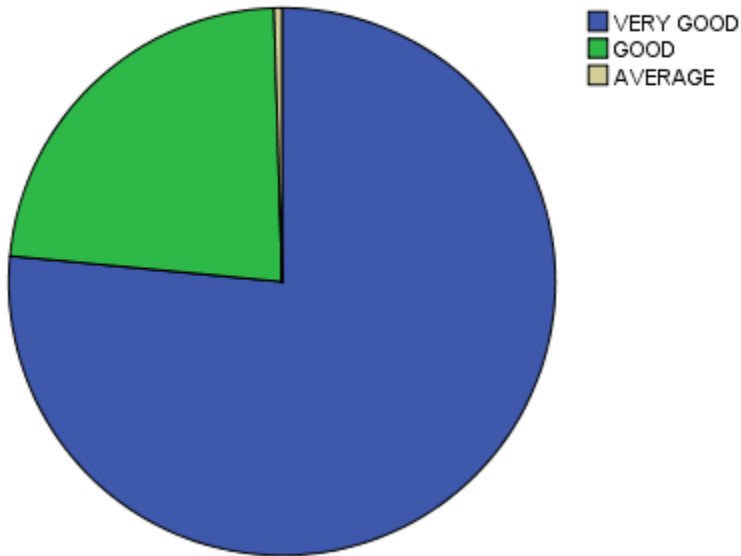
Q.6 Were you able to get the prescribed readings?

WERE YOU ABLE TO GET THE PRESCRIBED READING

Response of Students	Frequency	Percent	Valid Percent
VERY GOOD	485	76.5	76.5
GOOD	146	23.0	23.0
AVERAGE	3	.5	.5
Total	634	100.0	100.0

The students were asked to rate regarding their ability to get the prescribed reading. 76.5% student's rated "very good" while 23.0% students rated as "good".

WERE YOU ABLE TO GET THE PRESCRIBED READING



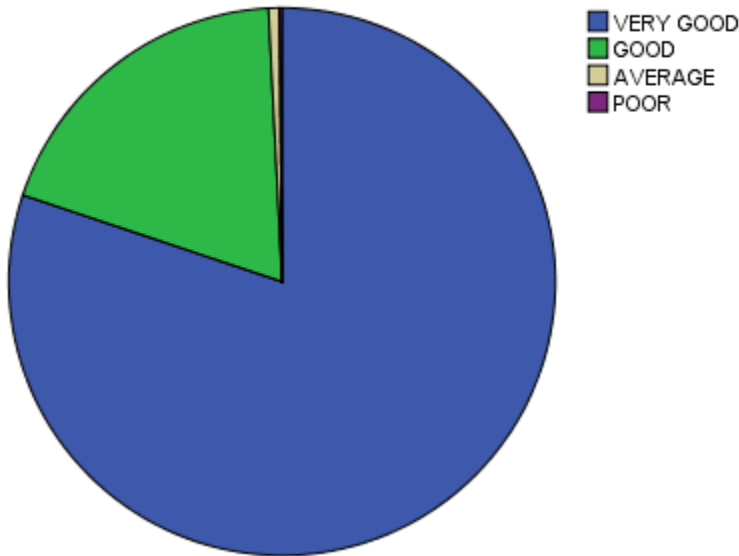
Q.7 The internal evaluation system as it exists is-

THE INTERNAL EVALUTION SYSTEM AS IT EXISTED IS

	Frequency	Percent	Valid Percent
VERY GOOD	508	80.1	80.1
GOOD	121	19.1	19.1
AVERAGE	4	.6	.6
POOR	1	.2	.2
Total	634	100.0	100.0

The students were asked to rate regarding the internal evaluation system. 80.1% students rated that internal evaluation system is “very good” while 19.1% students rated the same as “good”.

THE INTERNAL EVALUTION SYSTEM AS IT EXISTED IS



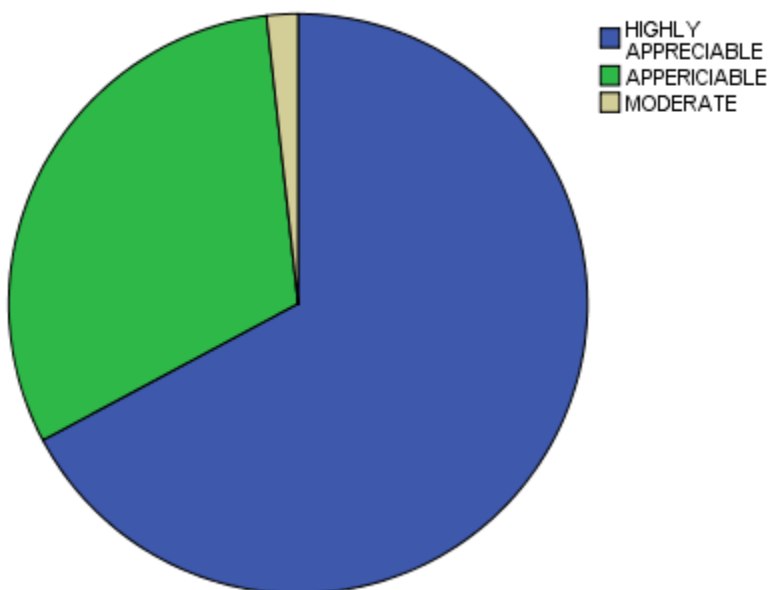
Q.8 Is the internal assessment system conducive to understanding the course?

UNDERSTANDING THE COURSE

Response of Students	Frequency	Percent	Valid Percent
HIGHLY APPRECIABLE	426	67.2	67.2
APPERICIABLE	197	31.1	31.1
MODERATE	11	1.7	1.7
Total	634	100.0	100.0

The students were asked to rate regarding their understanding of the course. 67.2% students rated that their understanding of the course as “highly appreciable” while 31.1% students rated the same as “appreciable”.

UNDERSTANDING THE COURSE



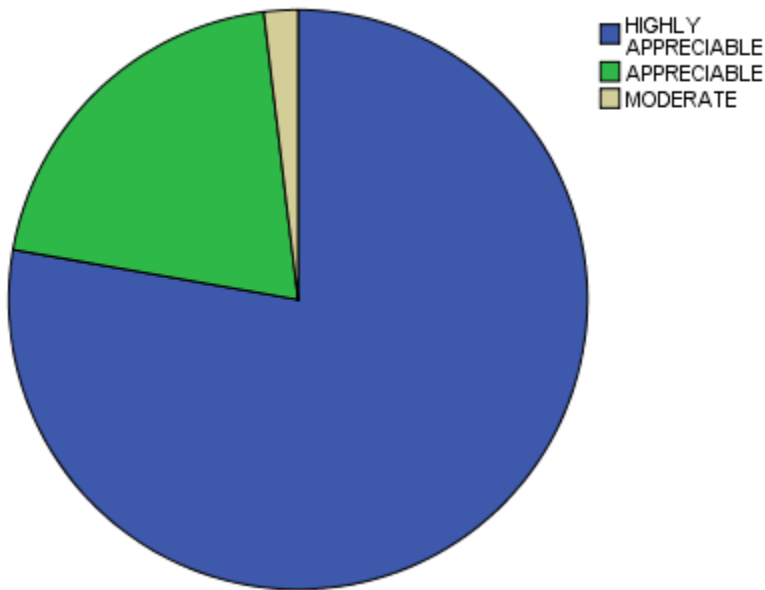
Q.9 Is the internal assessment system conducive to early discovery of difficulties?

EARLY DISCOVERY OF DIFFICULTIES

Response of Students	Frequency	Percent	Valid Percent
HIGHLY APPRECIABLE	493	77.8	77.8
APPRECIABLE	129	20.3	20.3
MODERATE	12	1.9	1.9
Total	634	100.0	100.0

The students were asked to rate regarding early discovery of difficulties. 77.8 students rates as “highly appreciable” while 20.3 % students rated as “appreciable”.

EARLY DISCOVERY OF DIFFICULTIES



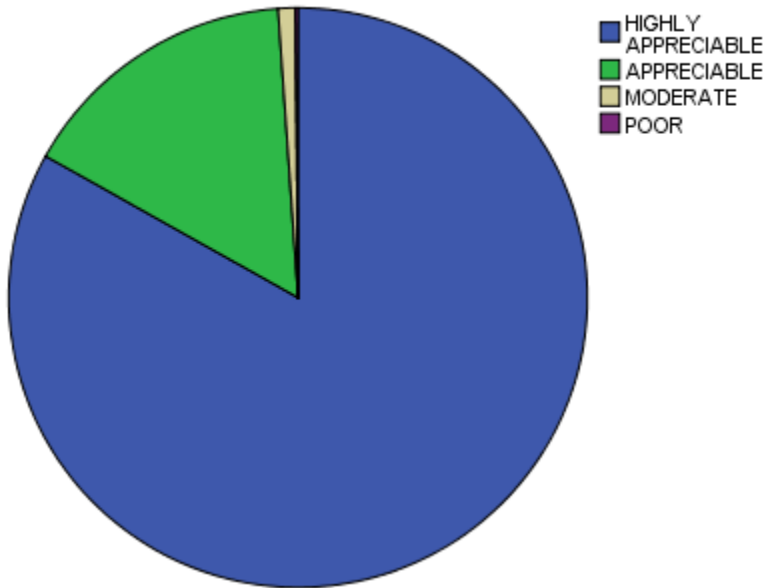
Q.10 Is the internal assessment system conducive to interaction with teacher?

INTERACTION WITH TEACHER

Response of Students	Frequency	Percent	Valid Percent
HIGHLY APPRECIABLE	527	83.1	83.1
APPRECIABLE	100	15.8	15.8
MODERATE	6	.9	.9
POOR	1	.2	.2
Total	634	100.0	100.0

The students were asked to rate regarding their interaction with teacher. 83.1% students rated that their interaction with teacher is “highly appreciable”.

INTERACTION WITH TEACHER

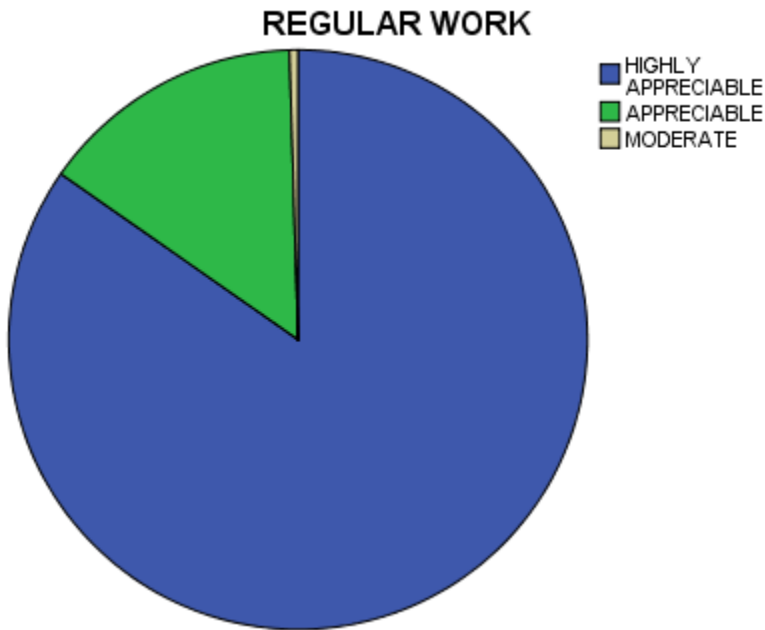


Q.11 Is the internal assessment system conducive to regular work?

REGULAR WORK

Response of Students	Frequency	Percent	Valid Percent
HIGHLY APPRECIABLE	537	84.7	84.7
APPRECIABLE	94	14.8	14.8
MODERATE	3	.5	.5
Total	634	100.0	100.0

The students were asked to rate regarding regular work. 84.7% students rated the regular work as “highly appreciable”.

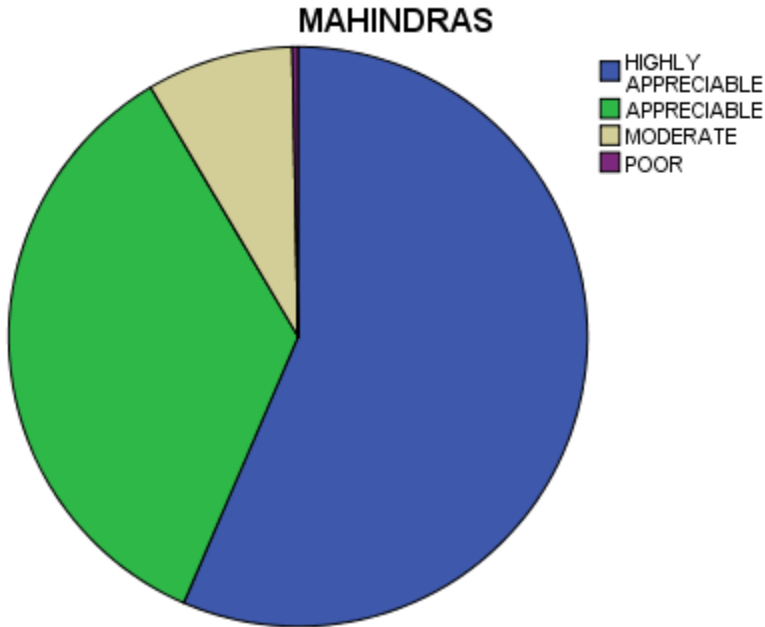


Q.12 How do you rate the various grooming classes in the college?

MAHINDRAS

Response of Students	Frequency	Percent	Valid Percent	Cumulative Percent
HIGHLY APPRECIABLE	358	56.5	56.5	56.5
APPRECIABLE	222	35.0	35.0	91.5
Valid MODERATE	52	8.2	8.2	99.7
POOR	2	.3	.3	100.0
Total	634	100.0	100.0	

The students were asked to rate regarding Mahindra classes. 56.5% students rated these classes as “highly appreciable” while 35.0% students rated these classes as “appreciable”.

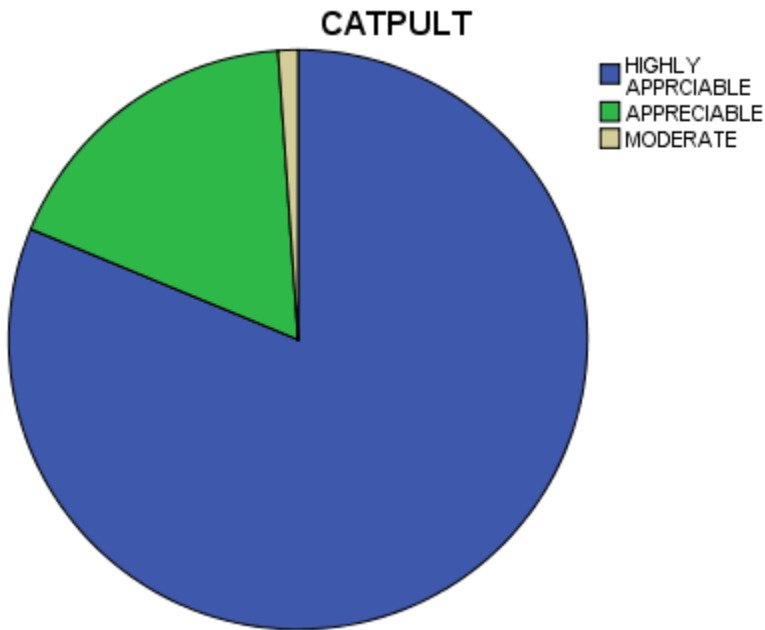


Q.13 How do you rate the various grooming classes in the college?

CATPULT

Response of Students	Frequency	Percent	Valid Percent	Cumulative Percent
HIGHLY APPRCIABLE	515	81.2	81.2	81.2
APPRECIABLE	112	17.7	17.7	98.9
MODERATE	7	1.1	1.1	100.0
Total	634	100.0	100.0	

The students were asked to rate regarding Catapult classes. 81.2% students rated these classes as “highly appreciable” while 17.7% students rated these classes as “appreciable”.

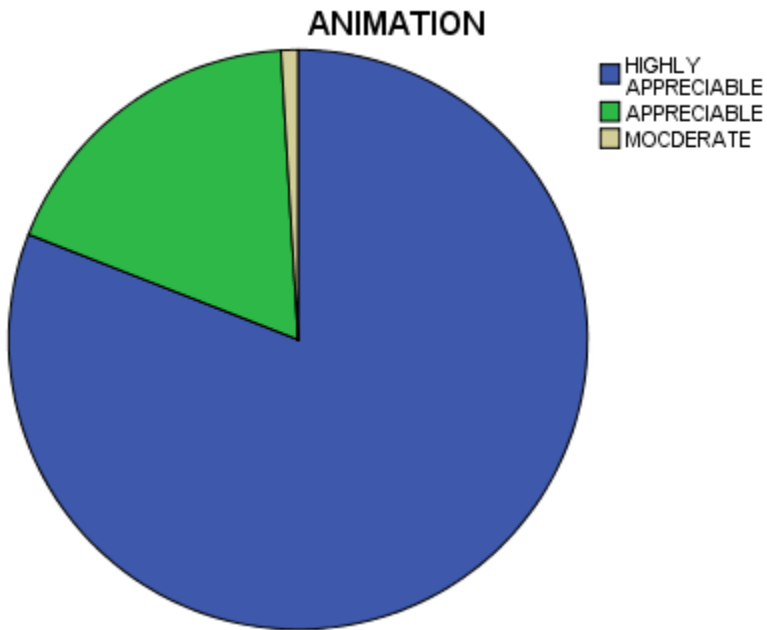


Q.14 How do you rate the various grooming classes in the college?

ANIMATION

Response of Students	Frequency	Percent	Valid Percent	Cumulative Percent
HIGHLY APPRECIABLE	513	80.9	80.9	80.9
APPRECIABLE	115	18.1	18.1	99.1
MOCDERATE	6	.9	.9	100.0
Total	634	100.0	100.0	

The students were asked to rate regarding Animation classes. 80.9% students rated these classes as “highly appreciable” while 18.1% students rated these classes as “appreciable”.

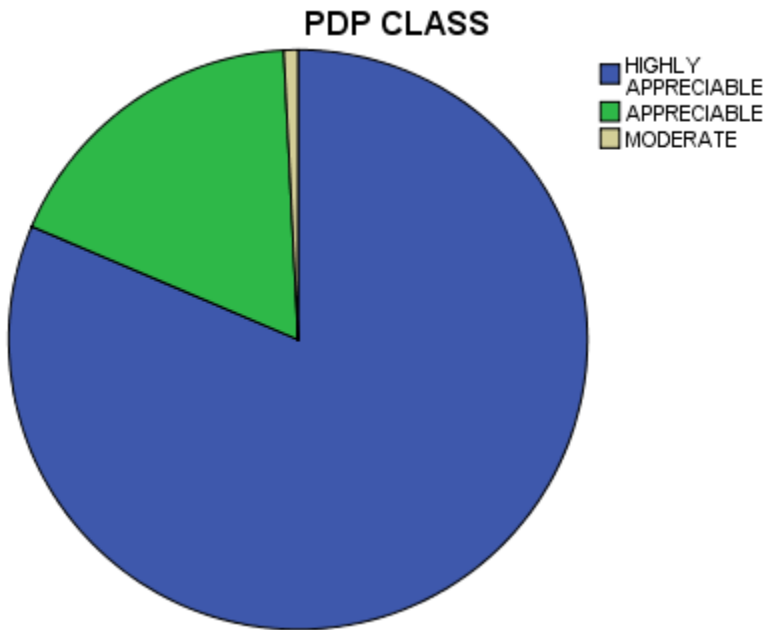


Q.15 How do you rate the various grooming classes in the college?

PDP CLASS

Response of Students	Frequency	Percent	Valid Percent	Cumulative Percent
HIGHLY APPRECIABLE	516	81.4	81.4	81.4
APPRECIABLE	113	17.8	17.8	99.2
MODERATE	5	.8	.8	100.0
Total	634	100.0	100.0	

The students were asked to rate regarding PDP classes. 81.4% students rated these classes as “highly appreciable” while 17.8% students rated these classes as “appreciable”.

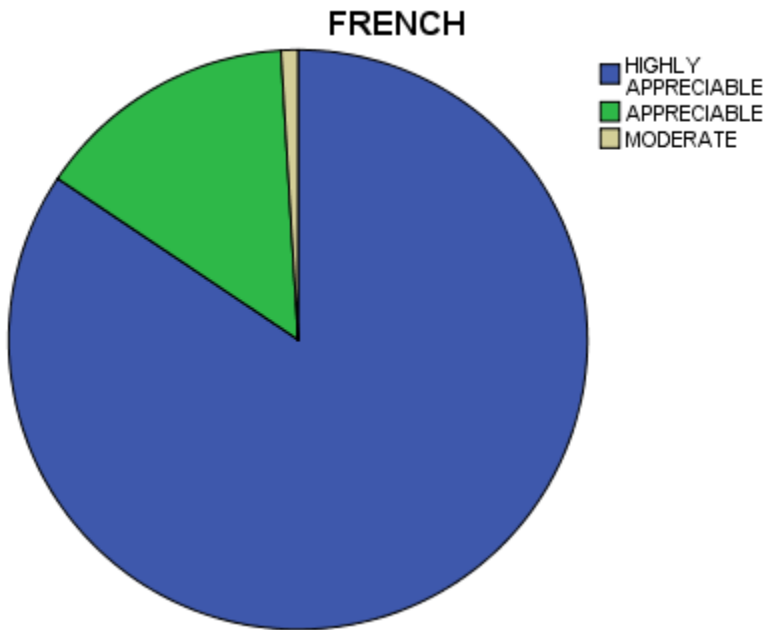


Q.16 How do you rate the various grooming classes in the college?

FRENCH

Response of Students	Frequency	Percent	Valid Percent	Cumulative Percent
HIGHLY APPRECIABLE	535	84.4	84.4	84.4
APPRECIABLE	93	14.7	14.7	99.1
MODERATE	6	.9	.9	100.0
Total	634	100.0	100.0	

The students were asked to rate regarding French classes. 84.4% students rated these classes as “highly appreciable” while 14.7% students rated these classes as “appreciable”.

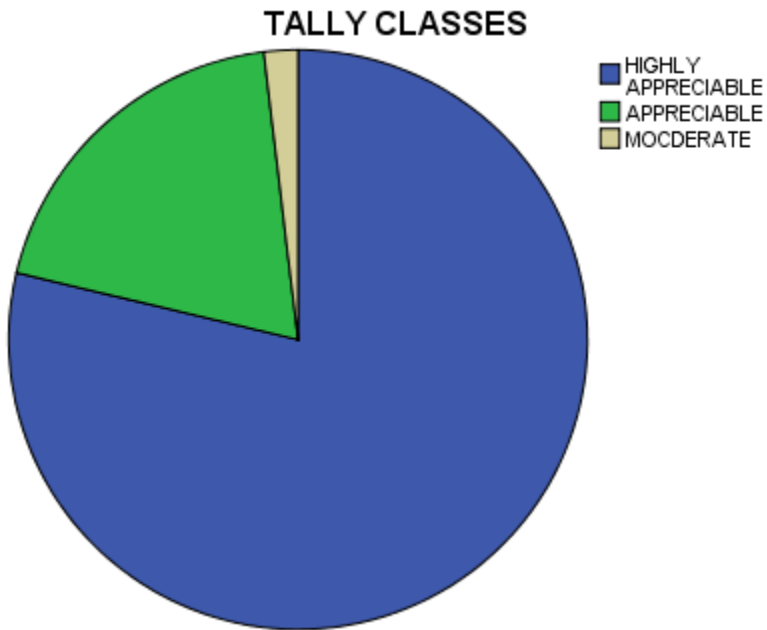


Q.17 How do you rate the various grooming classes in the college?

TALLY CLASSES

Response of Students	Frequency	Percent	Valid Percent	Cumulative Percent
HIGHLY APPRECIABLE	499	78.7	78.7	78.7
APPRECIABLE	123	19.4	19.4	98.1
MOCDERATE	12	1.9	1.9	100.0
Total	634	100.0	100.0	

The students were asked to rate regarding Tally classes. 78.7% students rated these classes as “highly appreciable” while 19.4% students rated these classes as “appreciable”.

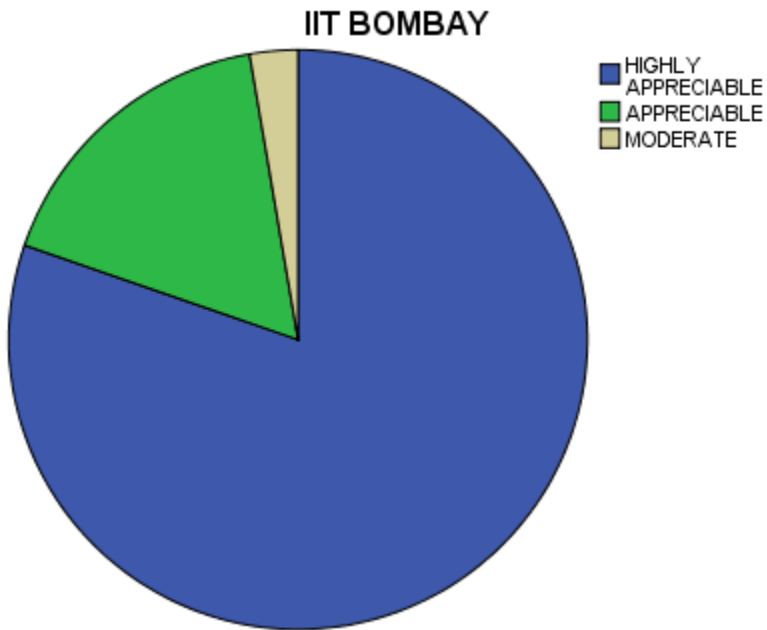


Q.18 How do you rate the various grooming classes in the college?

IIT BOMBAY

Response of Students	Frequency	Percent	Valid Percent	Cumulative Percent
HIGHLY APPRECIABLE	509	80.3	80.3	80.3
APPRECIABLE	108	17.0	17.0	97.3
MODERATE	17	2.7	2.7	100.0
Total	634	100.0	100.0	

The students were asked to rate regarding IIT Bombay certification classes. 80.3% students rated these classes as “highly appreciable”.

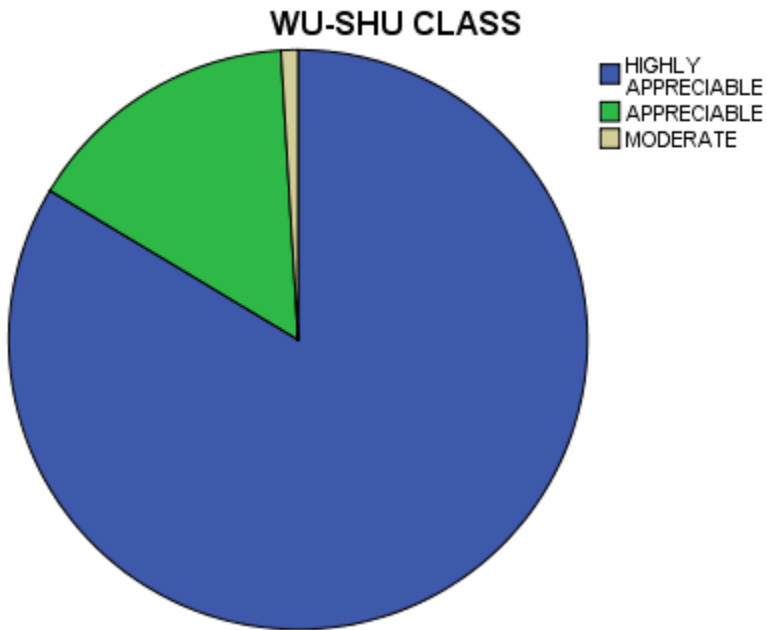


Q.19 WU- SHU Class

WU-SHU CLASS

Response of Students	Frequency	Percent	Valid Percent	Cumulative Percent
HIGHLY APPRECIABLE	530	83.6	83.6	83.6
APPRECIABLE	98	15.5	15.5	99.1
MODERATE	6	.9	.9	100.0
Total	634	100.0	100.0	

The students were asked to rate regarding WU-SHU classes. 83.6% students rated these classes as “highly appreciable” while 15.5% students rated these classes as “appreciable”.



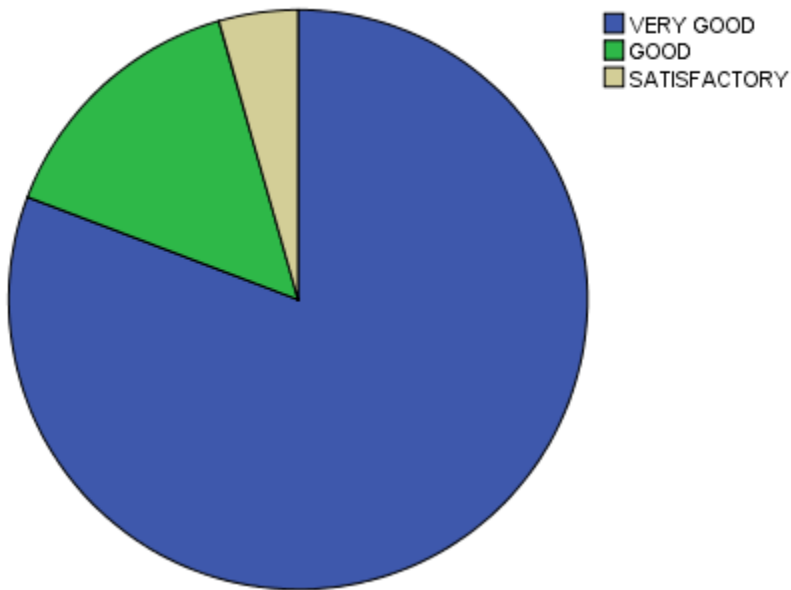
Q.20 Student teacher relationship

STUDENT TEACHER REALATIONSHIP

Response of Students	Frequency	Percent	Valid Percent	Cumulative Percent
VERY GOOD	512	80.8	80.8	80.8
GOOD	94	14.8	14.8	95.6
SATISFACTORY	28	4.4	4.4	100.0
Total	634	100.0	100.0	

The students were asked to rate regarding student teacher relationship. 80.8% students rated as “very good”.

STUDENT TEACHER REALATIONSHIP



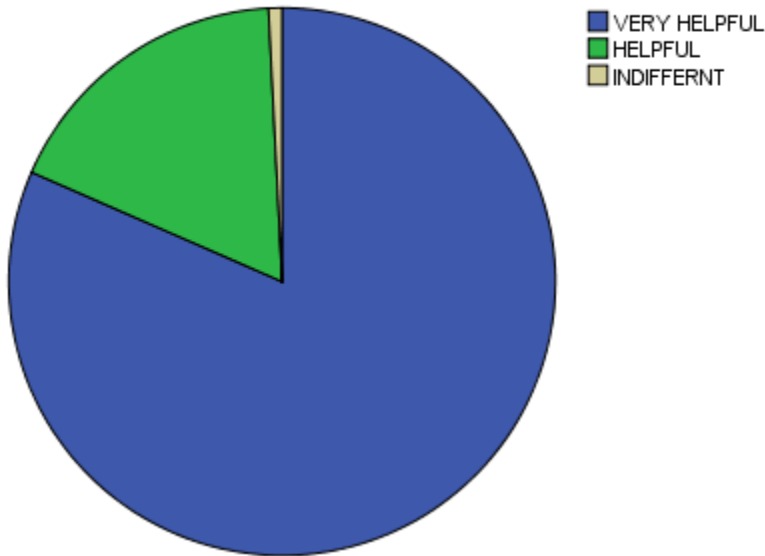
Q.21 How do you find college administrative office

HOW DO YOU FIND COLLEGE ADMINSTARTIVE OFFICE

Response of Students	Frequency	Percent	Valid Percent	Cumulative Percent
VERY HELPFUL	517	81.5	81.5	81.5
HELPFUL	112	17.7	17.7	99.2
INDIFFERNT	5	.8	.8	100.0
Total	634	100.0	100.0	

The students were asked to rate regarding working of college administrative office. 81.5% students rated these as “very helpful” while 17.7% students rated these as “helpful”.

HOW DO YOU FIND COLLEGE ADMINSTRATIVE OFFICE



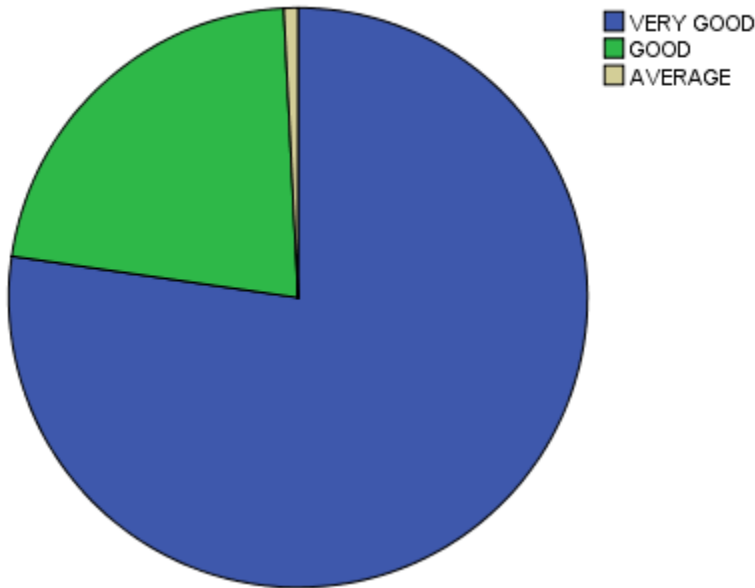
Q.22 What is your rating on hostel facility

WHAT IS YOUR RATING ON HOSTEL FACILITY

Response of Students	Frequency	Percent	Valid Percent	Cumulative Percent
VERY GOOD	490	77.3	77.3	77.3
GOOD	139	21.9	21.9	99.2
AVERAGE	5	.8	.8	100.0
Total	634	100.0	100.0	

The students were asked to rate regarding Hostel facilities. 77.3% students rated hostel facilities as “very good” while 21.9% students rated hostel facilities as “good”.

WHAT IS YOUR RATING ON HOSTEL FACILITY



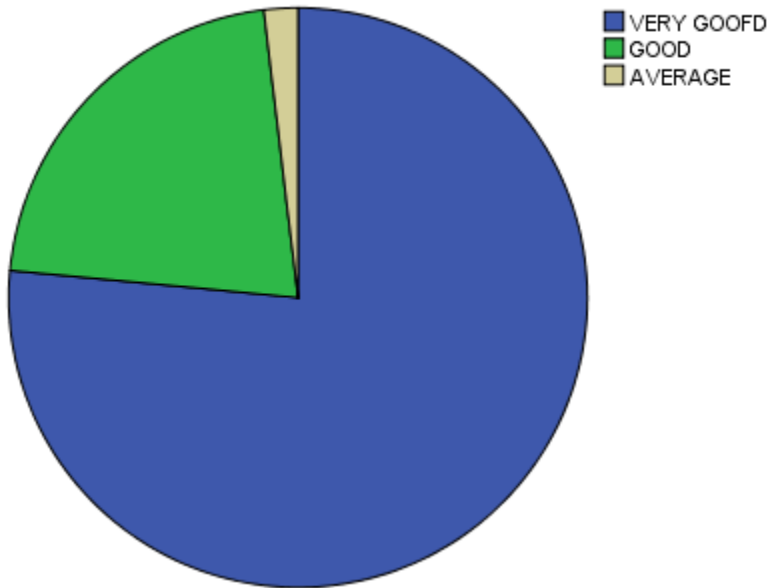
Q.23 How do you rate the health care facility

HOW DO YOY RATE THE HEALTH CARE FACILITY

Response of Students	Frequency	Percent	Valid Percent	Cumulative Percent
VERY GOOFD	485	76.5	76.5	76.5
GOOD	137	21.6	21.6	98.1
AVERAGE	12	1.9	1.9	100.0
Total	634	100.0	100.0	

The students were asked to rate regarding Health Care Facilities. 76.5% students rated health care facilities as “very good” while 21.6% students rated health care facilities as “good”.

HOW DO YOY RATE THE HEALTH CARE FACILITY



Q.24 After leaving the college how will you talk about it

AFTER LEAVING THE COLLEGE HOW WILL YOU TAL ABOUT IT

Response of Students	Frequency	Percent	Valid Percent	Cumulative Percent
PROUDLY	504	79.5	79.5	79.5
INDIFFERNTLY	119	18.8	18.8	98.3
DISPARAGINGLY	11	1.7	1.7	100.0
Total	634	100.0	100.0	

The students were asked to rate regarding their talking about the college after leaving it. 79.5% students rated that they would talk about it “proudly”.

**AFTER LEAVING THE COLLEGE HOW WILL YOU
TAL ABOUT IT**

