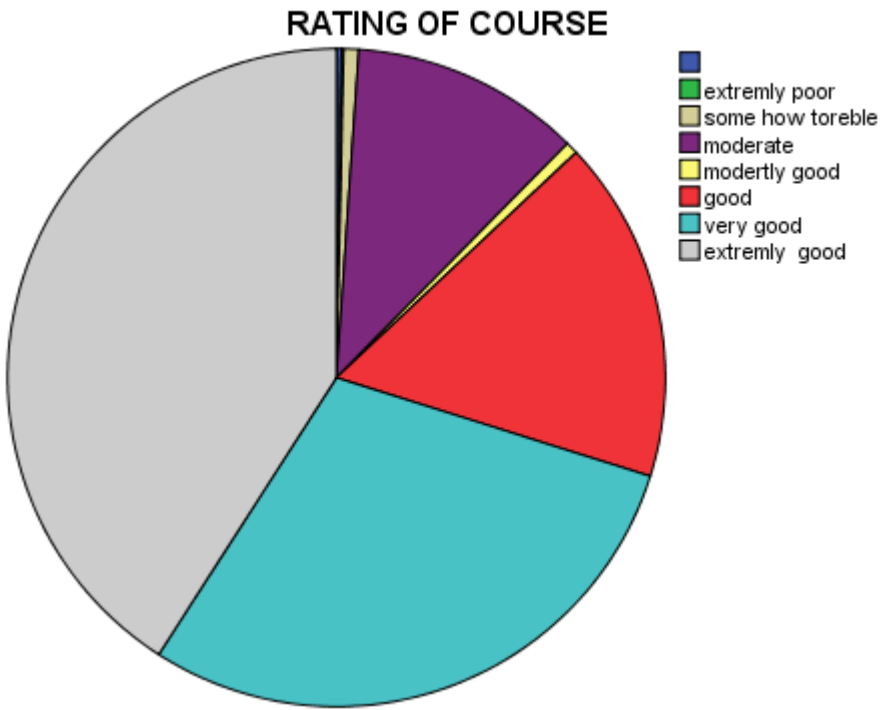


STUDENTS FEEDBACK 2020-21 ANALYSIS- 1.4.2 NAAC

Q-1 Please gives a rating of your course on the following:

RATING OF COURSE			
Response of the Students	Frequency	Percent	Valid Percent
Extremely poor	1	.1	.1
Somehow tolerable	6	.7	.7
Moderate	94	11.3	11.3
Moderately good	5	.6	.6
Good	140	16.8	16.8
Very good	243	29.2	29.2
Extremely good	340	40.9	40.9
Total	831	100.0	100.0

The students were asked to rate their course. 40.9% students rated the course as “extremely good” while 29.2% students rated the course as “very good”.

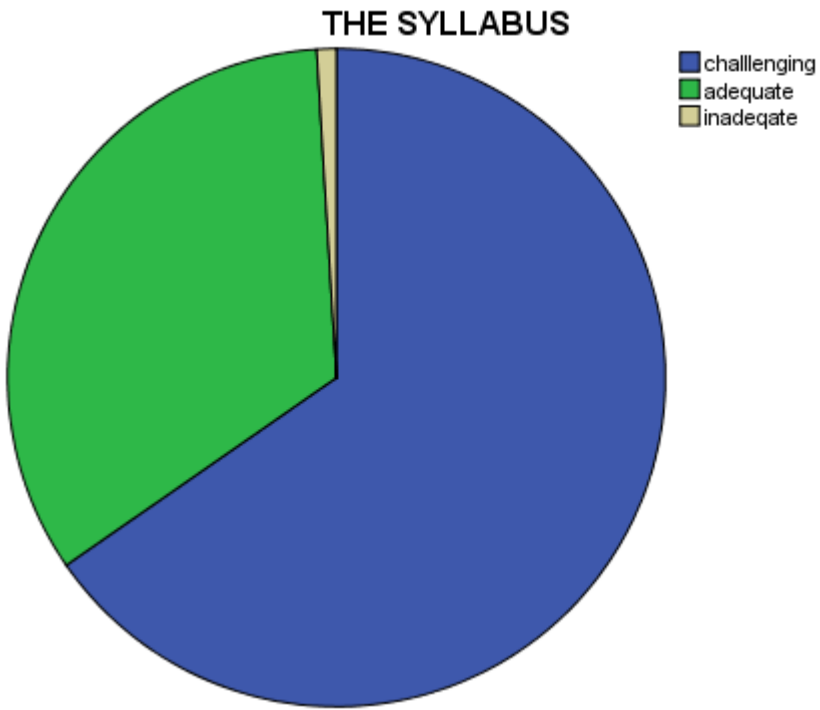


Q.2 The syllabus was

THE SYLLABUS

Response of the Students	Frequency	Percent	Valid Percent	Cumulative Percent
Challenging	543	65.3	65.3	65.3
Adequate	280	33.7	33.7	99.0
Inadequate	8	1.0	1.0	100.0
Total	831	100.0	100.0	

The students were asked to rate regarding their syllabus. 65.3% students rated the syllabus as “challenging” while 33.7% students rated the syllabus as “adequate”.



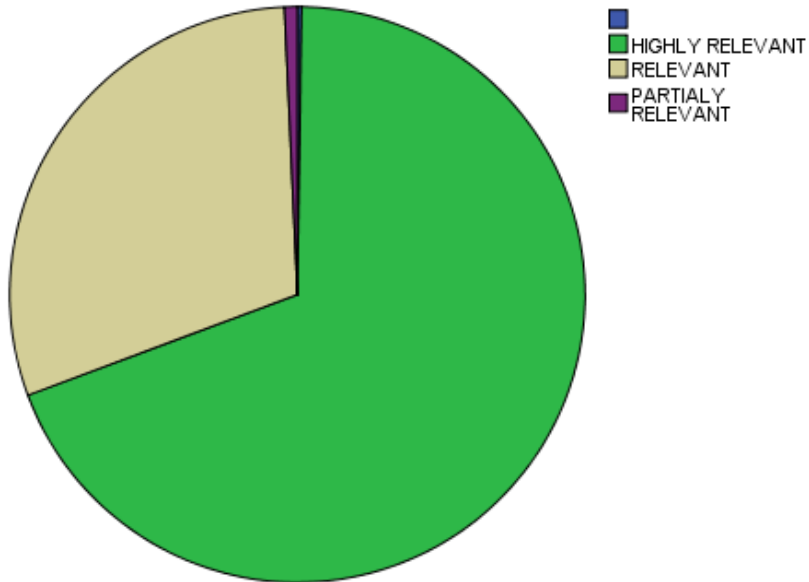
Q.3 Your back ground for benefitting from the course was

YOUR BACK GROUND FOR BENEFITING FROM THE COURSE WAS

Response of the Students	Frequency	Percent	Valid Percent
HIGHLY RELEVANT	575	69.3	69.3
RELEVANT	249	30.0	30.0
PARTIALY RELEVANT	6	.7	.7
Total	831	100.0	100.0

The students were asked to rate regarding their background for benefiting from the course. 69.1% students rated as “highly relevant” while 30.0% students rated as “relevant”.

YOUR BACK GROUND FOR BENEFITING FROM THE COURSE WAS



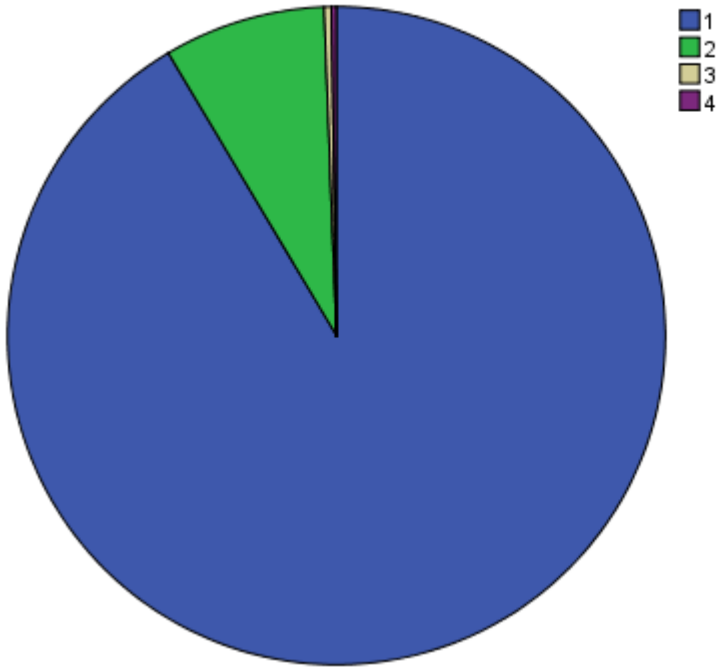
Q.4 How much of the syllabus was taught in the class

HOW MUCH OF THE SYLLABUS WAS TOUGHT IN CLASS

Response of the Students	Frequency	Percent	Valid Percent
90% - 100%	760	91.5	91.5
75% - 90%	66	7.9	7.9
50% - 75%	3	.4	.4
40% - 50%	2	.2	.2
Total	831	100.0	100.0

The students were asked to rate regarding how much of the syllabus was taught in class. 91.5% students rated that 90% - 100% syllabus was taught in the class.

HOW MUCH OF THE SYLLABUS WAS TOUGHT IN CLASS



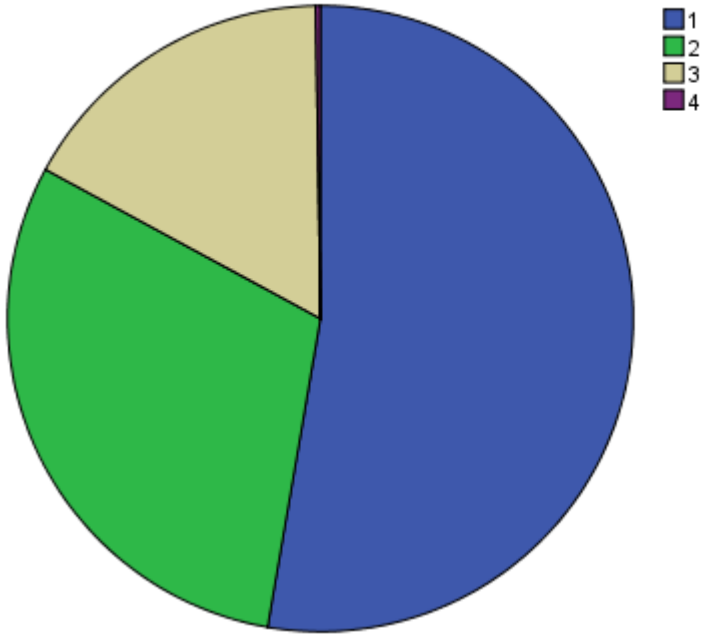
Q.5 What is your opinion about the library holding for the course

WHAT IS YOUR OPINION ABOUT THE LIBRARY HOLDING FOR THE COURSE

Response of the Students	Frequency	Percent	Valid Percent
EXCELLENT	438	52.7	52.7
ADEQUATE	251	30.2	30.2
INADEQUATE	140	16.9	16.9
POOR	2	.2	.2
Total	831	100.0	100.0

The students were asked to rate regarding Library holding for the course. 52.7% students rated library holding for the course as “excellent” while 30.2% rated as “adequate”.

WHAT IS YOUR OPINION ABOUT THE LIBRARY HOLDING FOR THE COURSE



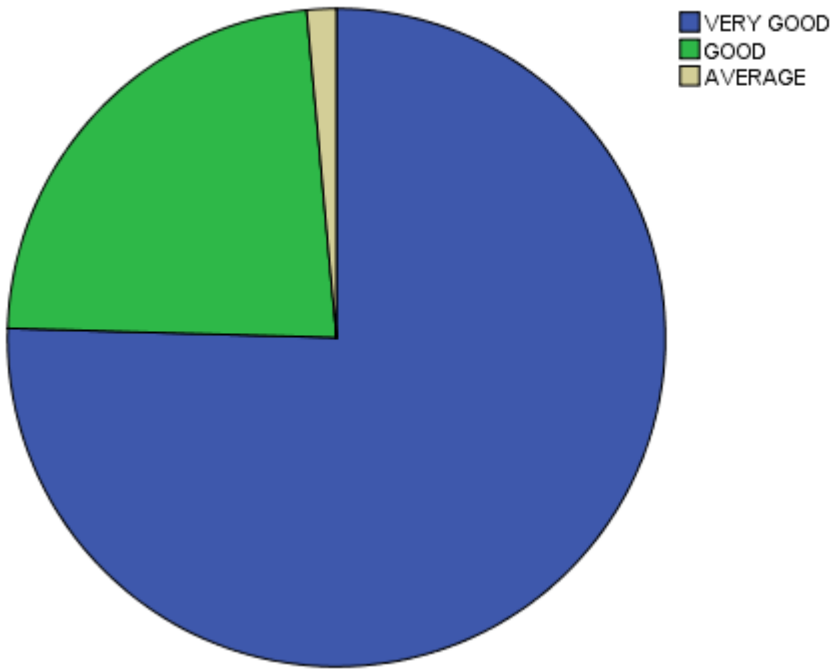
Q.6 Were you able to get the prescribed reading

WERE YOU ABLE TO GET THE PRESCRIBED READING

Response of the Students	Frequency	Percent	Valid Percent
VERY GOOD	627	75.5	75.5
GOOD	192	23.1	23.1
AVERAGE	12	1.4	1.4
Total	831	100.0	100.0

The students were asked to rate regarding their ability to get the prescribed reading. 75.5% student's rated "very good" while 23.1% students rated as "good".

WERE YOU ABLE TO GET THE PRESCRIBED READING



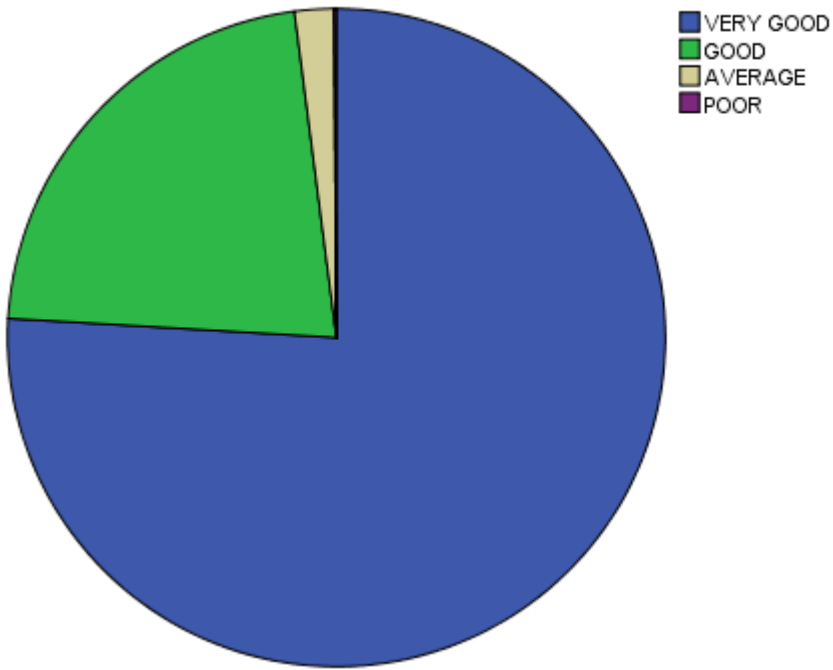
Q.7 The internal evaluation system as it existed is

THE INTERNAL EVALUTION SYSTEM AS IT EXISTED IS

Response of the Students	Frequency	Percent	Valid Percent
VERY GOOD	631	75.9	75.9
GOOD	183	22.0	22.0
AVERAGE	16	1.9	1.9
POOR	1	.1	.1
Total	831	100.0	100.0

The students were asked to rate regarding the internal evaluation system. 75.9% students rated that internal evaluation system is “very good” while 22.0% students rated the same as “good”.

THE INTERNAL EVALUATION SYSTEM AS IT EXISTED IS



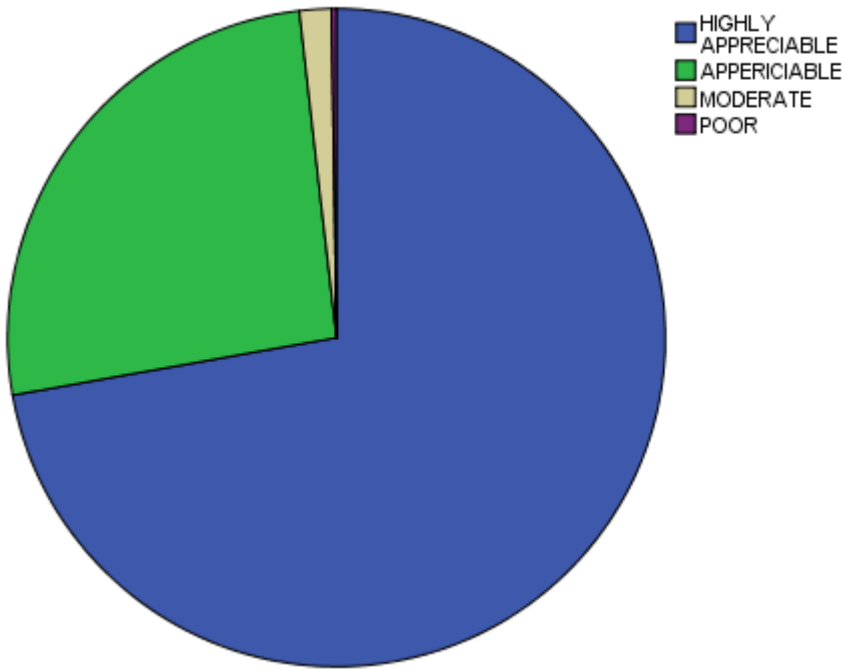
Q.8 Understanding the course

UNDERSTANDING THE COURSE

Response of the Students	Frequency	Percent	Valid Percent
HIGHLY APPRECIABLE	600	72.2	72.2
APPERICIABLE	216	26.0	26.0
MODERATE	13	1.6	1.6
POOR	2	.2	.2
Total	831	100.0	100.0

The students were asked to rate regarding their understanding of the course. 72.2% students rated that their understanding of the course as “highly appreciable” while 26.0% students rated the same as “appreciable”.

UNDERSTANDING THE COURSE



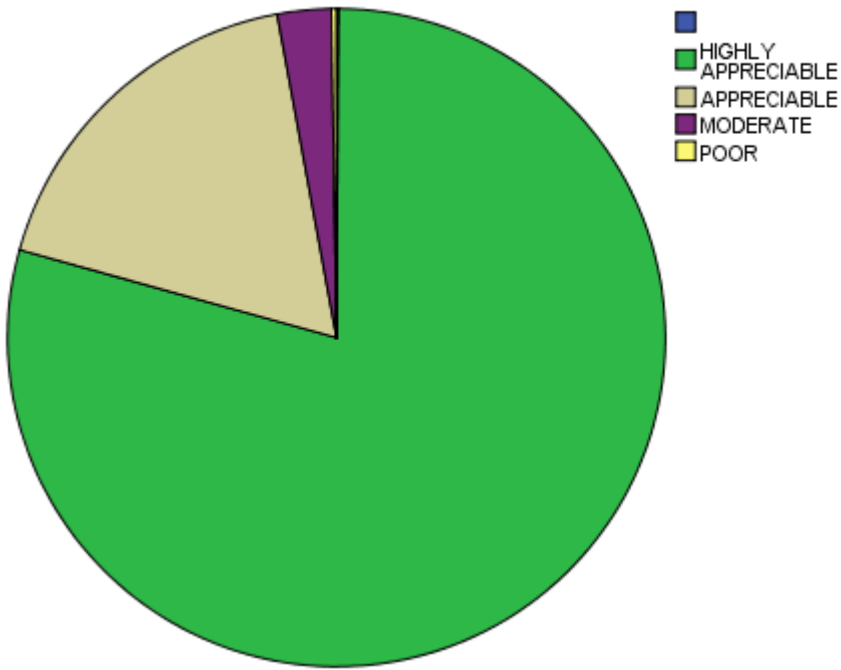
Q.9 Early discovery of difficulties

EARLY DISCOVERY OF DIFFICULTIES

Response of the Students	Frequency	Percent	Valid Percent
HIGHLY APPRECIABLE	658	79.2	79.2
APPRECIABLE	148	17.8	17.8
MODERATE	22	2.6	2.6
POOR	2	.2	.2
Total	831	100.0	100.0

The students were asked to rate regarding early discovery of difficulties. 79.2 students rates as “highly appreciable” while 17.8 % students rated as “appreciable”.

EARLY DISCOVERY OF DIFFICULTIES

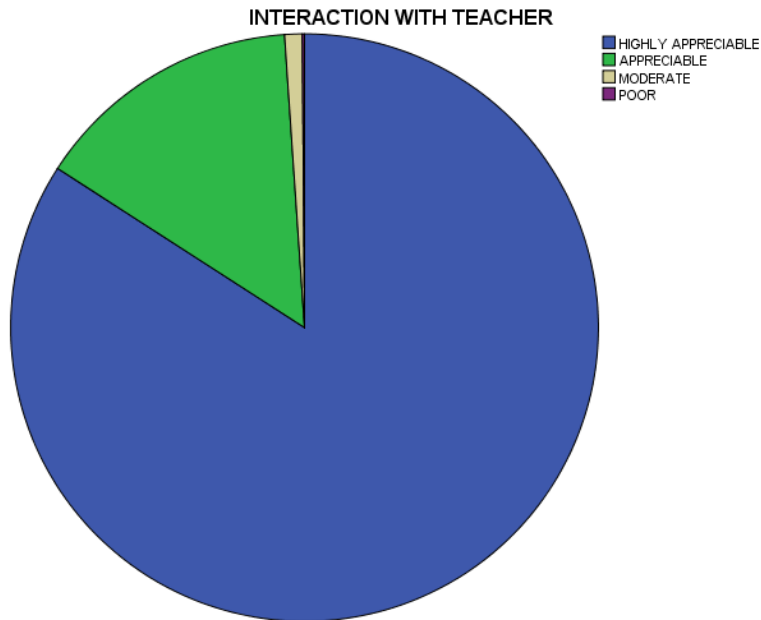


Q.10 Interaction with teacher

INTERACTION WITH TEACHER

Response of the Students	Frequency	Percent	Valid Percent
HIGHLY APPRECIABLE	699	84.1	84.1
APPRECIABLE	123	14.8	14.8
MODERATE	8	1.0	1.0
POOR	1	.1	.1
Total	831	100.0	100.0

The students were asked to rate regarding their interaction with teacher. 84.1% students rated that their interaction with teacher is “highly appreciable”.



Q.11 Regular work

REGULAR WORK

Response of the Students	Frequency	Percent	Valid Percent
HIGHLY APPRECIABLE	720	86.6	86.6
APPRECIABLE	106	12.8	12.8
MODERATE	4	.5	.5
POOR	1	.1	.1
Total	831	100.0	100.0

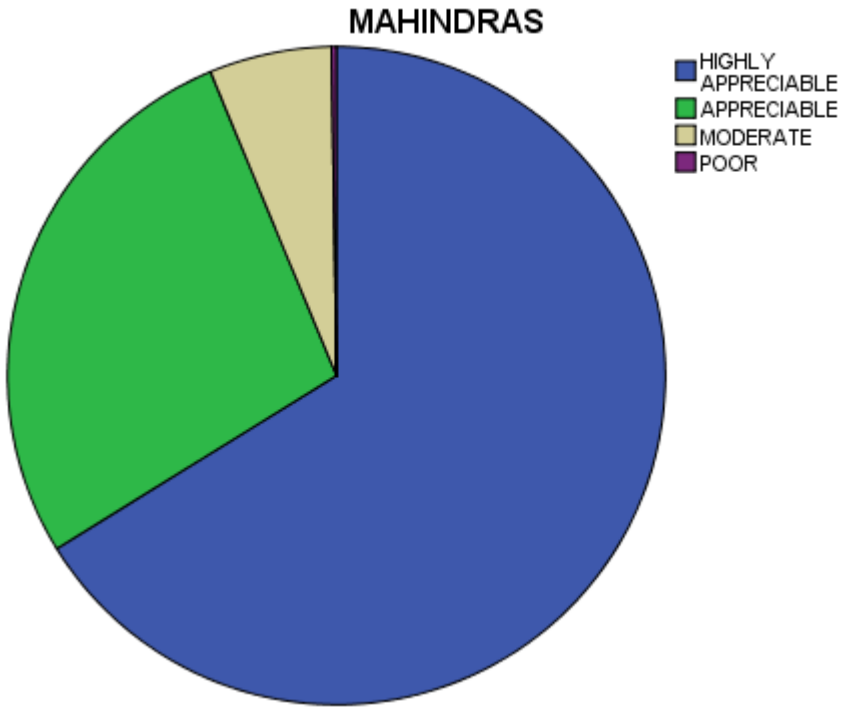
The students were asked to rate regarding regular work. 86.6% students rated the regular work as “highly appreciable”.

Q.12 Mahindra’s

MAHINDRAS

Response of the Students	Frequency	Percent	Valid Percent
HIGHLY APPRECIABLE	550	66.2	66.2
APPRECIABLE	229	27.6	27.6
MODERATE	50	6.0	6.0
POOR	2	.2	.2
Total	831	100.0	100.0

The students were asked to rate regarding Mahindra classes. 66.2% students rated these classes as “highly appreciable” while 27.6% students rated these classes as “appreciable”.

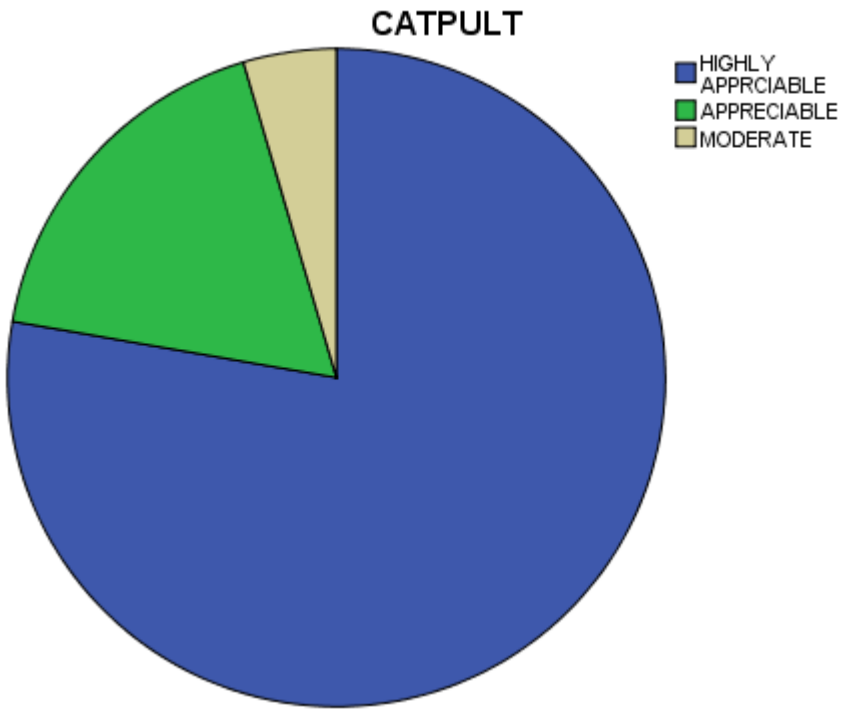


Q.13 Catapult

CATAPULT

Response of the Students	Frequency	Percent	Valid Percent
HIGHLY APPRCIABLE	646	77.7	77.7
APPRECIABLE	147	17.7	17.7
MODERATE	38	4.6	4.6
Total	831	100.0	100.0

The students were asked to rate regarding Catapult classes. 77.7% students rated these classes as “highly appreciable” while 17.7% students rated these classes as “appreciable”.

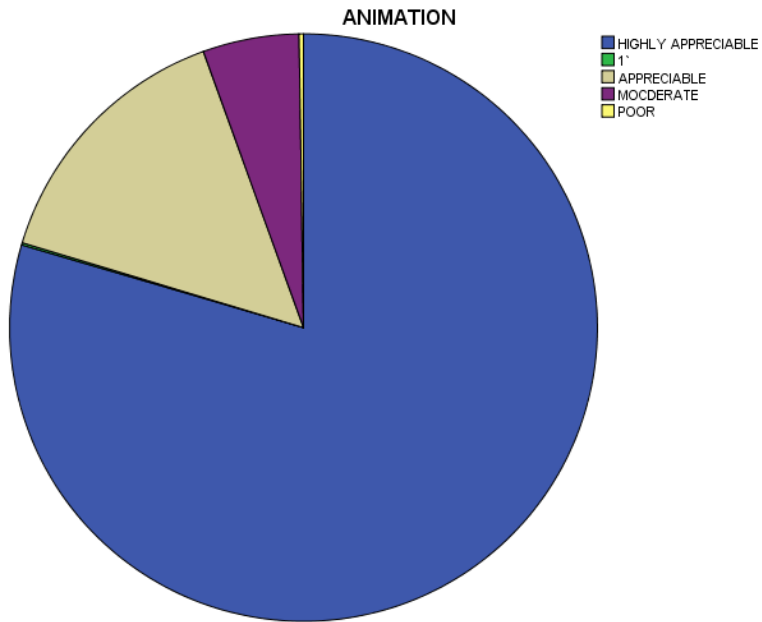


Q.14 Animation

ANIMATION

Response of the Students	Frequency	Percent	Valid Percent
HIGHLY APPRECIABLE	661	79.5	79.5
APPRECIABLE	123	14.8	14.8
MOCDERATE	44	5.3	5.3
POOR	2	.2	.2
Total	831	100.0	100.0

The students were asked to rate regarding Animation classes. 79.5% students rated these classes as “highly appreciable” while 14.8% students rated these classes as “appreciable”.

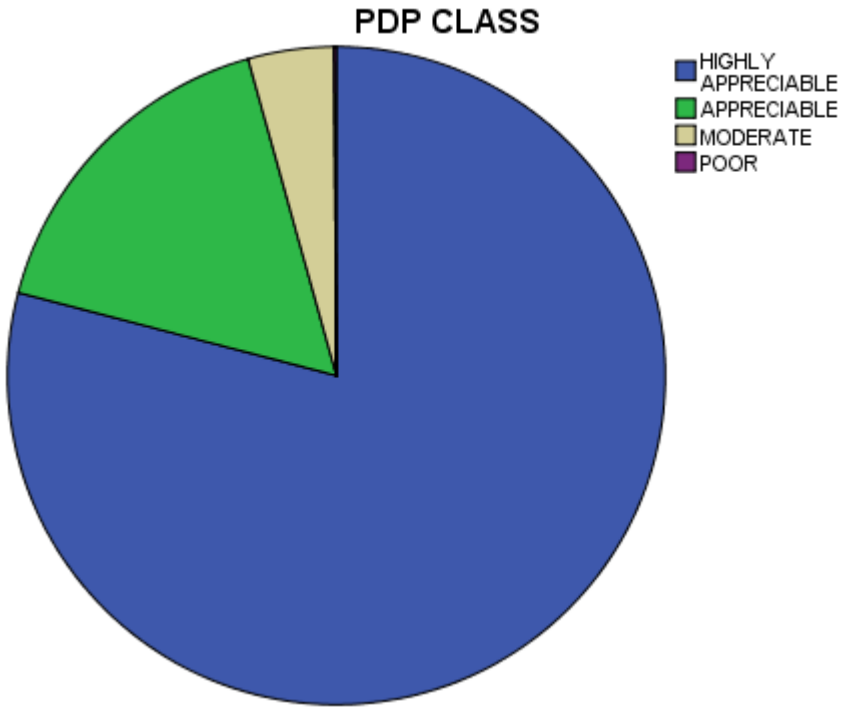


Q.15 PDP Class

PDP CLASS

Response of the Students	Frequency	Percent	Valid Percent
HIGHLY APPRECIABLE	657	79.1	79.1
APPRECIABLE	138	16.6	16.6
MODERATE	35	4.2	4.2
POOR	1	.1	.1
Total	831	100.0	100.0

The students were asked to rate regarding PDP classes. 79.1% students rated these classes as “highly appreciable” while 16.6% students rated these classes as “appreciable”.

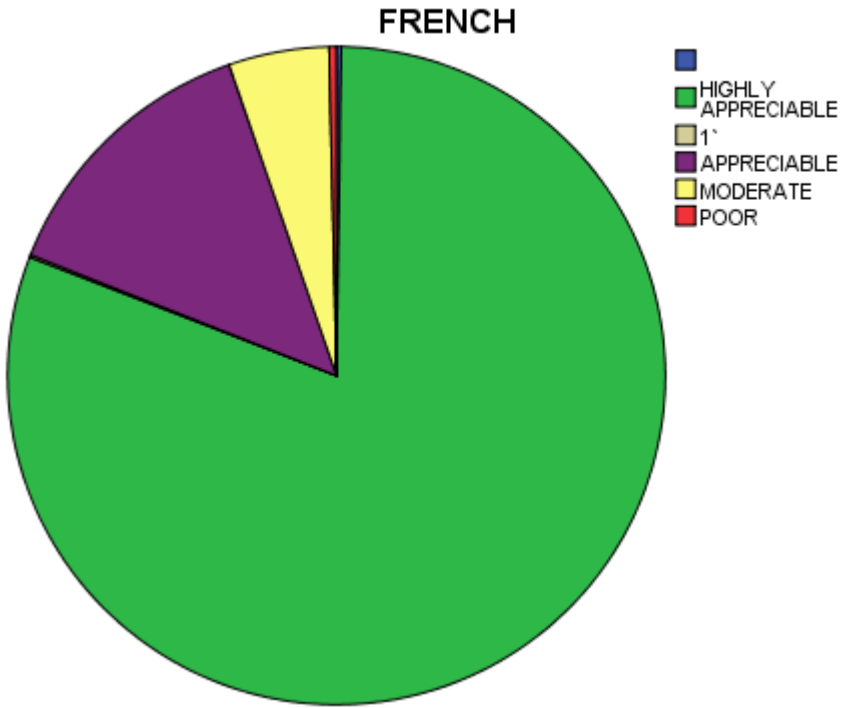


Q.16 French

FRENCH

Response of the Students	Frequency	Percent	Valid Percent
HIGHLY APPRECIABLE	670	80.6	80.6
APPRECIABLE	114	13.7	13.7
MODERATE	41	4.9	4.9
POOR	3	.4	.4
Total	831	100.0	100.0

The students were asked to rate regarding French classes. 80.6% students rated these classes as “highly appreciable” while 13.7% students rated these classes as “appreciable”.

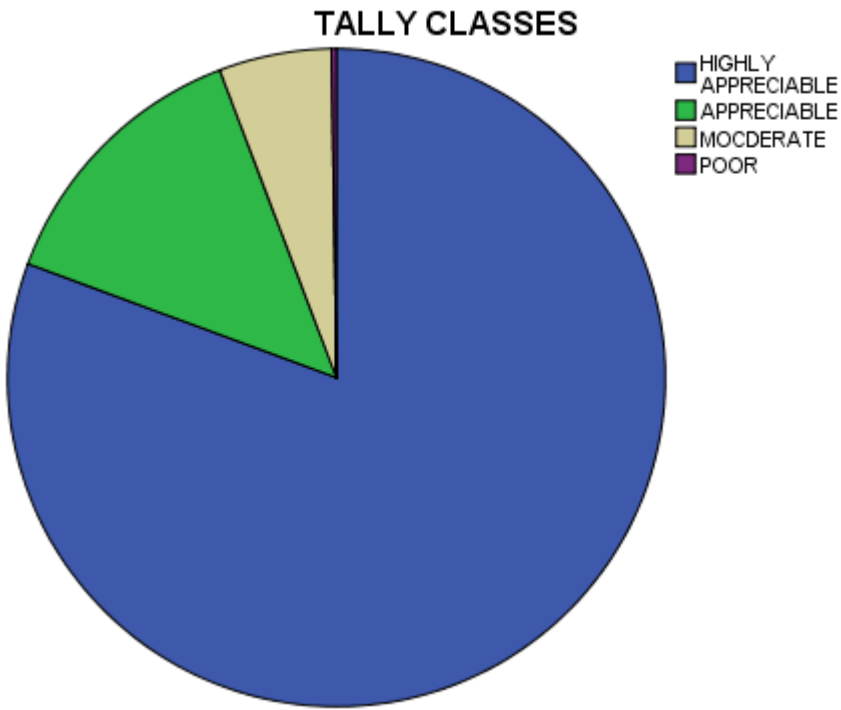


Q.17 Tally classes

TALLY CLASSES

Response of the Students	Frequency	Percent	Valid Percent
HIGHLY APPRECIABLE	670	80.6	80.6
APPRECIABLE	113	13.6	13.6
MOCDERATE	46	5.5	5.5
POOR	2	.2	.2
Total	831	100.0	100.0

The students were asked to rate regarding Tally classes. 80.6% students rated these classes as “highly appreciable” while 13.6% students rated these classes as “appreciable”.

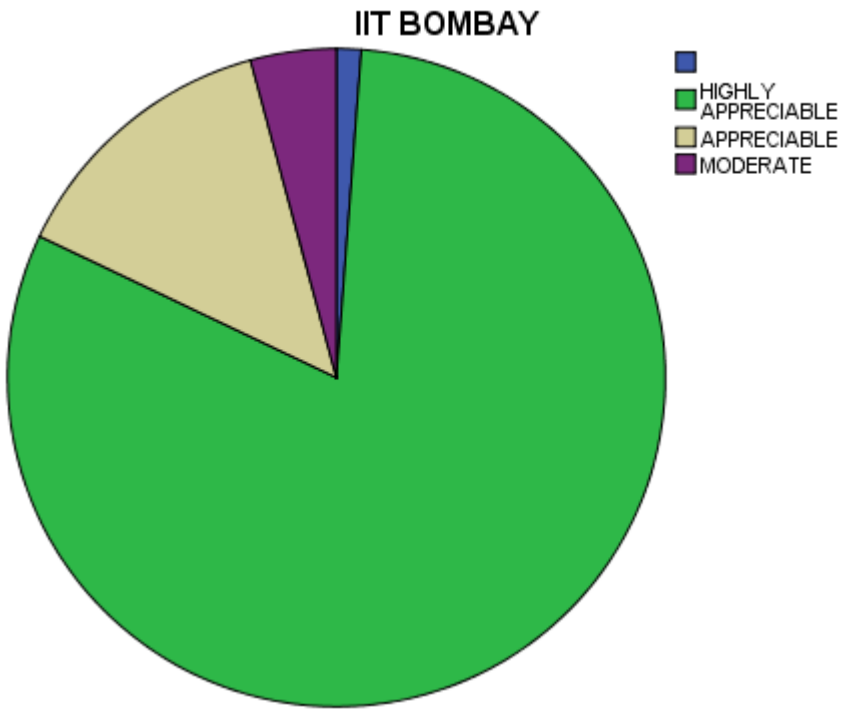


Q.18 IIT Bombay

IIT BOMBAY

Response of the Students	Frequency	Percent	Valid Percent
HIGHLY APPRECIABLE	672	80.9	80.9
APPRECIABLE	114	13.7	13.7
MODERATE	35	4.2	4.2
Total	831	100.0	100.0

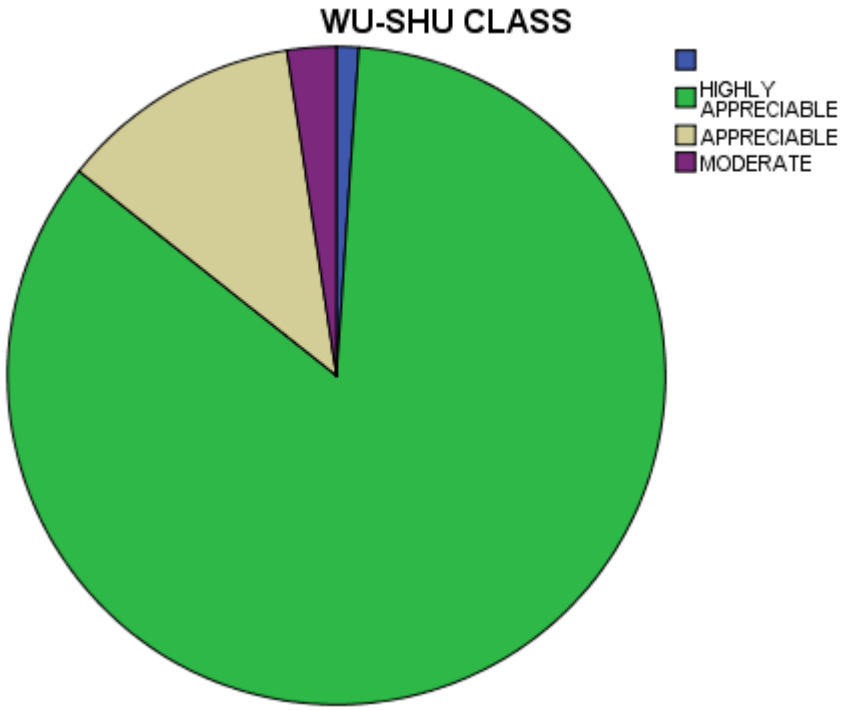
The students were asked to rate regarding IIT Bombay certification classes. 80.9% students rated these classes as “highly appreciable”.



Q.19 WU- SHU Class

WU-SHU CLASS			
Response of the Students	Frequency	Percent	Valid Percent
HIGHLY APPRECIABLE	703	84.7	84.7
APPRECIABLE	99	11.9	11.9
MODERATE	20	2.4	2.4
Total	831	100.0	100.0

The students were asked to rate regarding WU-SHU classes. 84.7% students rated these classes as “highly appreciable” while 11.9% students rated these classes as “appreciable”.



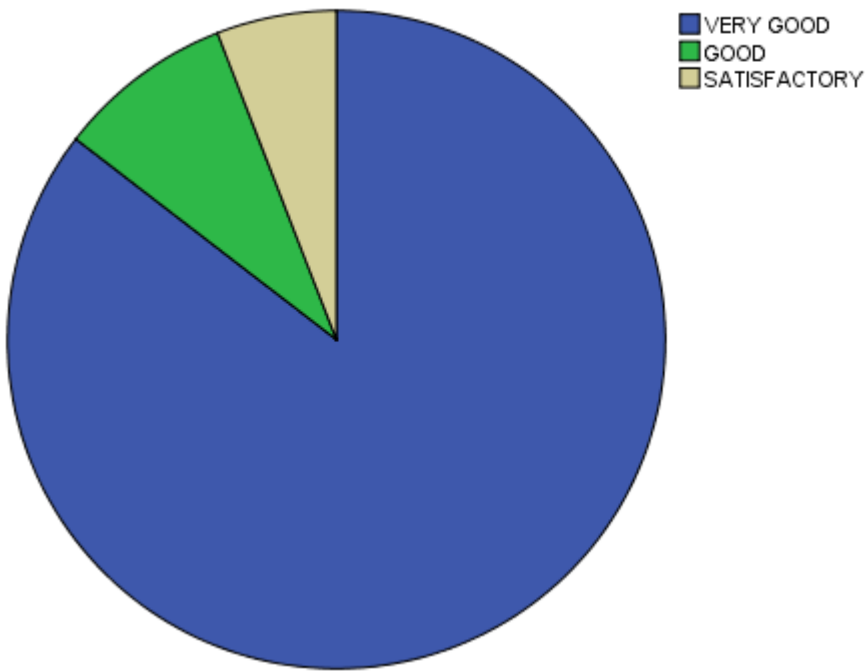
Q.20 Student teacher relationship

STUDENT TEACHER REALATIONSHIP

Response of the Students	Frequency	Percent	Valid Percent
VERY GOOD	710	85.4	85.4
GOOD	72	8.7	8.7
SATISFACTORY	49	5.9	5.9
Total	831	100.0	100.0

The students were asked to rate regarding student teacher relationship. 85.4% students rated as “very good”.

STUDENT TEACHER REALATIONSHIP



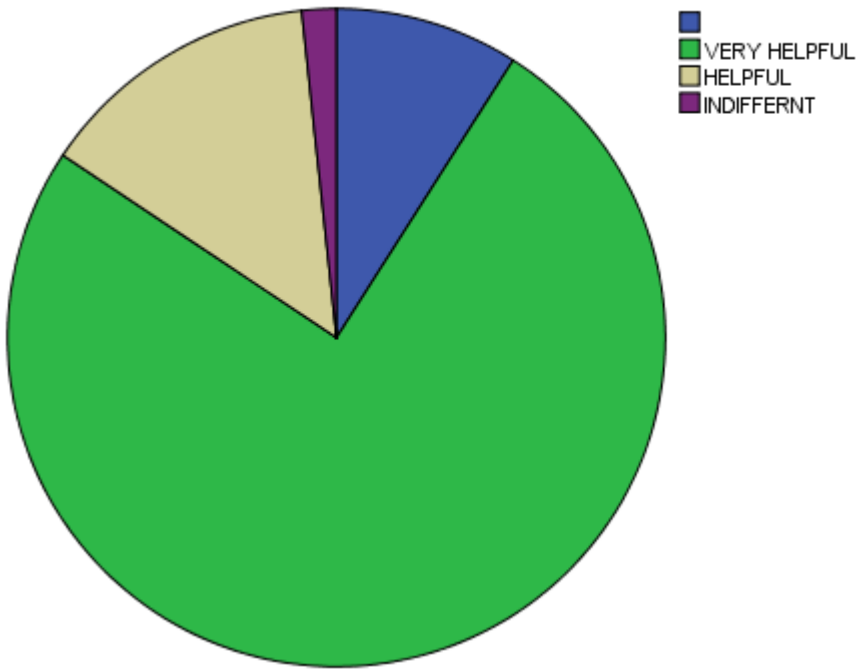
Q.21 How do you find college administrative office

HOW DO YOU FIND COLLEGE ADMINSTARTIVE OFFICE

Response of the Students	Frequency	Percent	Valid Percent
VERY HELPFUL	626	75.3	75.3
HELPFUL	116	14.0	14.0
INDIFFERNT	14	1.7	1.7
Total	831	100.0	100.0

The students were asked to rate regarding working of college administrative office. 75.3% students rated these as “very helpful” while 14.0% students rated these as “helpful”.

HOW DO YOU FIND COLLEGE ADMINSTRATIVE OFFICE

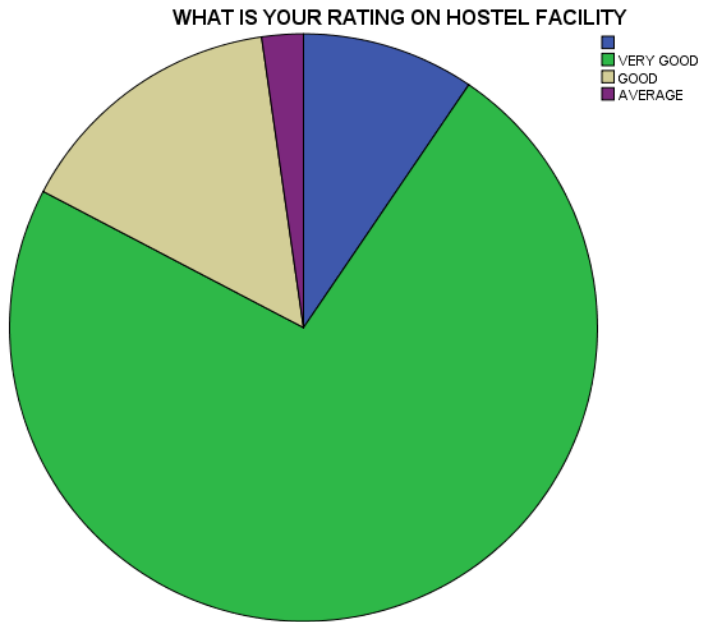


Q.22 What is your rating on hostel facility

WHAT IS YOUR RATING ON HOSTEL FACILITY

Response of the Students	Frequency	Percent	Valid Percent
VERY GOOD	608	73.2	73.2
GOOD	125	15.0	15.0
AVERAGE	19	2.3	2.3
Total	831	100.0	100.0

The students were asked to rate regarding Hostel facilities. 73.2% students rated hostel facilities as “very good” while 15.0% students rated hostel facilities as “good”.



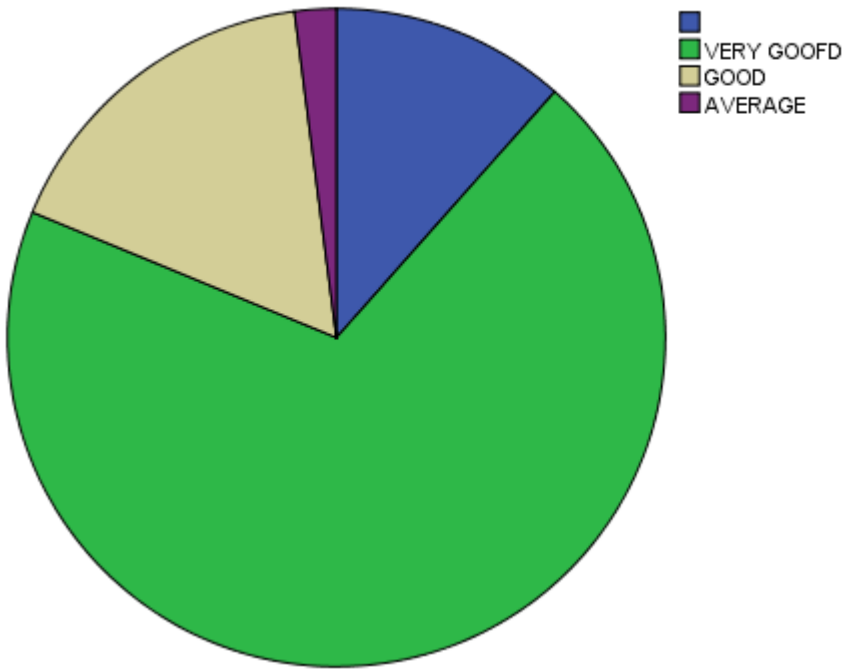
Q.23 How do you rate the health care facility

HOW DO YOY RATE THE HEALTH CARE FACILITY

Response of the Students	Frequency	Percent	Valid Percent
VERY GOOFD	579	69.7	69.7
GOOD	139	16.7	16.7
AVERAGE	17	2.0	2.0
Total	831	100.0	100.0

The students were asked to rate regarding Health Care Facilities. 69.7% students rated health care facilities as “very good” while 16.7% students rated health care facilities as “good”.

HOW DO YOY RATE THE HEALTH CARE FACILITY



Q.24 After leaving the college how will you talk about it

AFTER LEAVING THE COLLEGE HOW WILL YOU TALK ABOUT IT

Response of the Students	Frequency	Percent	Valid Percent
PROUDLY	594	71.5	71.5
INDIFFERNTLY	120	14.4	14.4
DISPARAGINGLY	24	2.9	2.9
Total	831	100.0	100.0

The students were asked to rate regarding their talking about the college after leaving it. 71.5% students rated that they would talk about it “proudly”.

AFTER LEAVING THE COLLEGE HOW WILL YOU TAL ABOUT IT

