

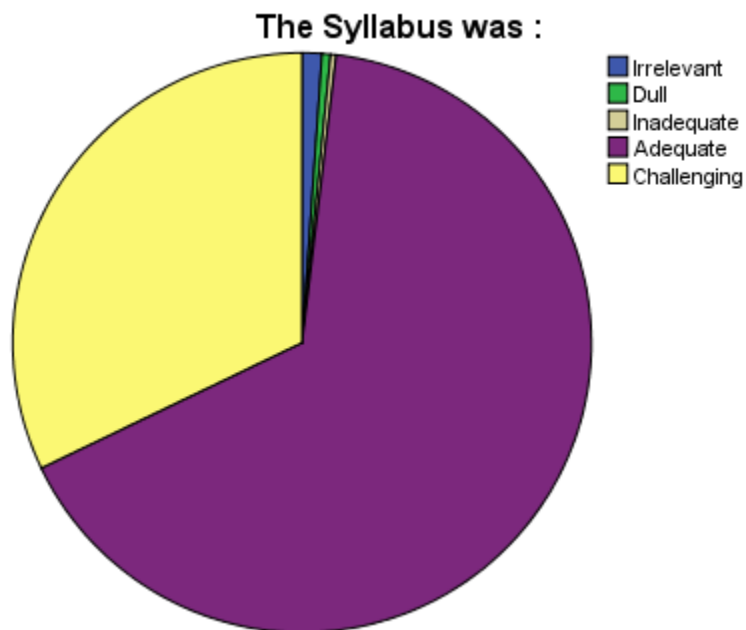
STUDENTS FEEDBACK ANALYSIS 2023-24

Q.1 The Syllabus was

The Syllabus was :

Criteria	Frequency	Percent	Valid Percent
Irrelevant	7	1.1	1.1
Dull	3	.5	.5
Inadequate	2	.3	.3
Adequate	419	66.0	66.0
Challenging	204	32.1	32.1
Total	635	100.0	100.0

The students were asked to rate regarding their syllabus. 32.1% students rated the syllabus as “challenging” while 66.0% students rated the syllabus as “adequate”.



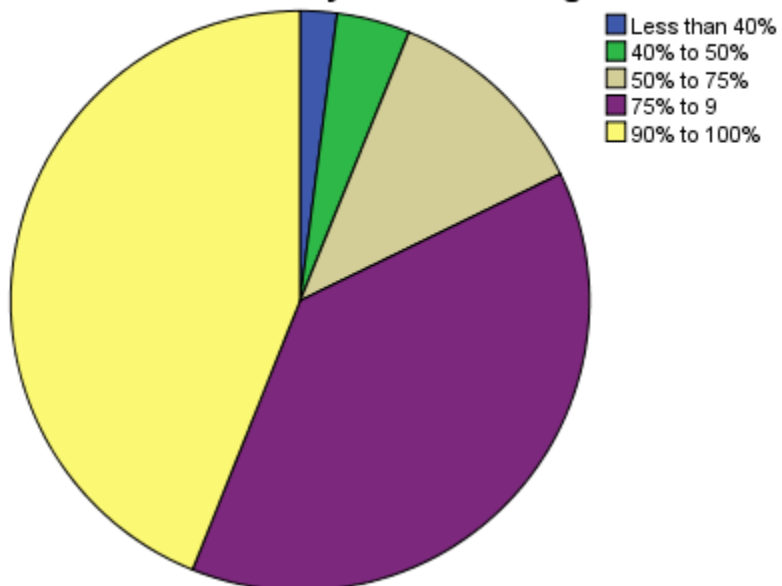
Q.2 How much of the syllabus was taught in class?

How much of the syllabus was taught in class?

Criteria	Frequency	Percent	Valid Percent
Less than 40%	13	2.0	2.0
40% to 50%	26	4.1	4.1
50% to 75%	74	11.7	11.7
75% to 9	243	38.3	38.3
90% to 100%	279	43.9	43.9
Total	635	100.0	100.0

The students were asked to rate regarding how much of the syllabus was taught in class. 43.9% students rated that 90% - 100% syllabus was taught in the class.

How much of the syllabus was taught in class?



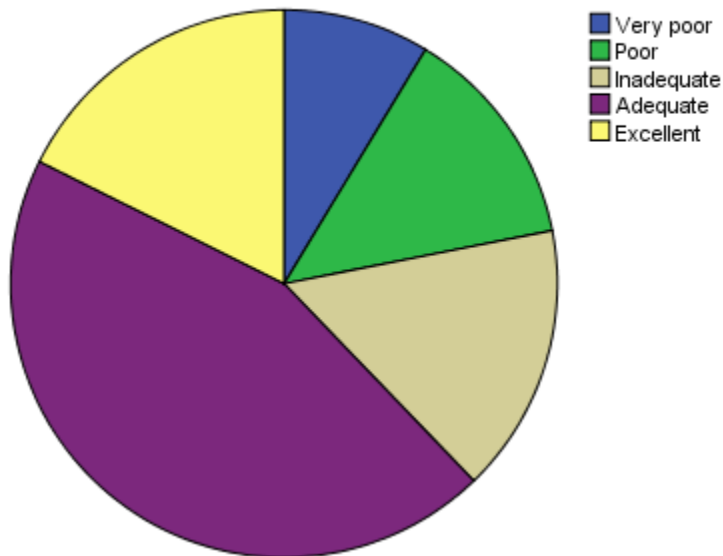
Q.3 What is your opinion about the library holdings for the course?

What is your opinion about the library holdings for the course?

Criteria	Frequency	Percent	Valid Percent
Very poor	55	8.7	8.7
Poor	84	13.2	13.2
Inadequate	101	15.9	15.9
Adequate	283	44.6	44.6
Excellent	112	17.6	17.6
Total	635	100.0	100.0

The students were asked to rate regarding Library holding for the course. 17.6% students rated library holding for the course as “excellent” while 44.6% rated as “adequate”.

What is your opinion about the library holdings for the course?

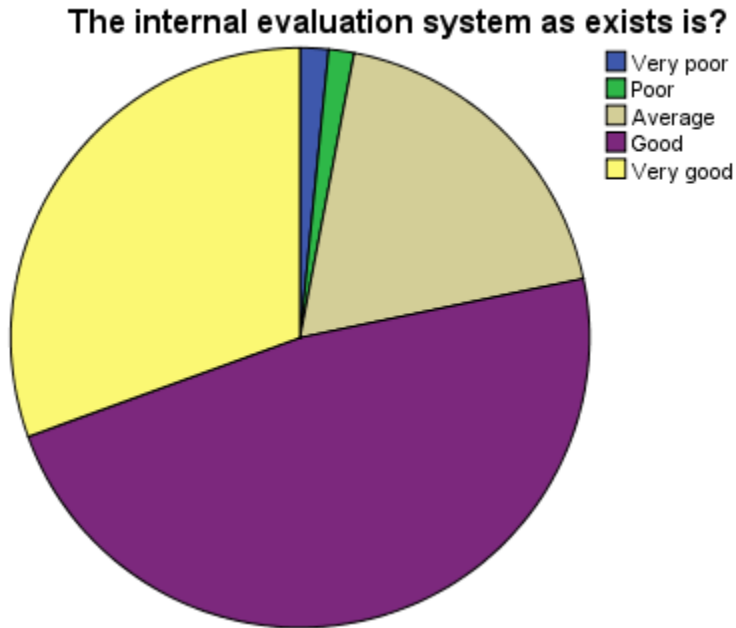


Q.4 The internal evaluation system as exists is?

The internal evaluation system as exists is?

Criteria	Frequency	Percent	Valid Percent
Very poor	10	1.6	1.6
Poor	9	1.4	1.4
Average	119	18.7	18.7
Good	303	47.7	47.7
Very good	194	30.6	30.6
Total	635	100.0	100.0

The students were asked to rate regarding the internal evaluation system. 30.6% students rated that internal evaluation system is “very good” while 47.7% students rated the same as “good”.



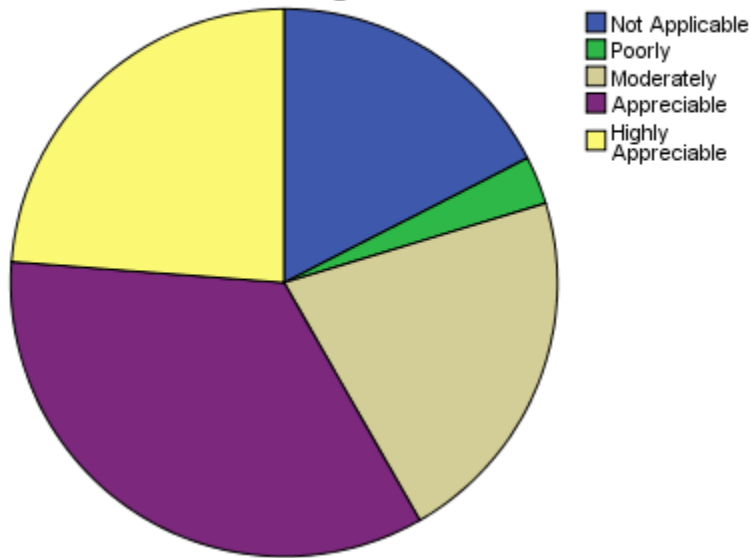
Q.5 How do you rate the various grooming classes in the college- Mahendra's

How do you rate the various grooming classes in the college- Mahendra's

Criteria	Frequency	Percent	Valid Percent
Not Applicable	111	17.5	17.5
Poorly	18	2.8	2.8
Moderately	136	21.4	21.4
Appreciable	219	34.5	34.5
Highly Appreciable	151	23.8	23.8
Total	635	100.0	100.0

The students were asked to rate regarding Mahindra classes. 23.8% students rated these classes as “highly appreciable” while 34.5% students rated these classes as “appreciable”.

How do you rate the various grooming classes in the college- Mahendra's



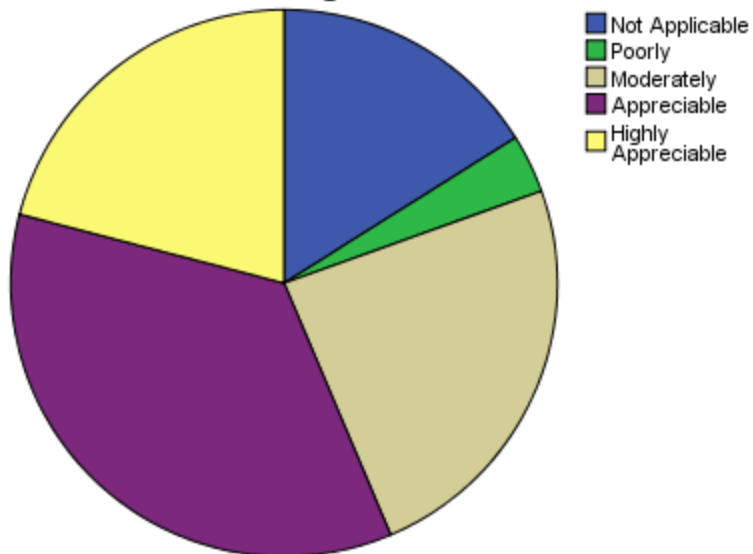
Q.6 How do you rate the various grooming classes in the college- CAT Classes

How do you rate the various grooming classes in the college- CAT Classes

Criteria	Frequency	Percent	Valid Percent
Not Applicable	102	16.1	16.1
Poorly	22	3.5	3.5
Moderately	153	24.1	24.1
Appreciable	225	35.4	35.4
Highly Appreciable	133	20.9	20.9
Total	635	100.0	100.0

The students were asked to rate regarding Catapult classes. 20.9% students rated these classes as “highly appreciable” while 35.4% students rated these classes as “appreciable”.

How do you rate the various grooming classes in the college- CAT Classes



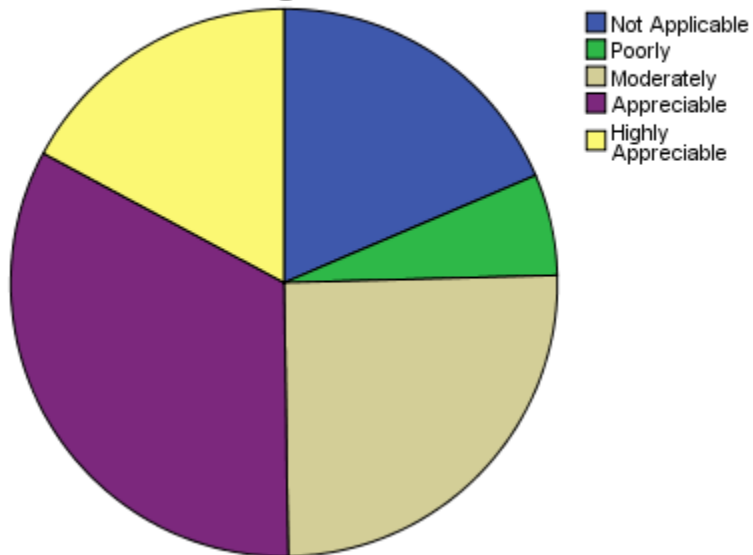
Q.7 How do you rate the various grooming classes in the college- Animation Classes

How do you rate the various grooming classes in the college- Animation Classes

Criteria	Frequency	Percent	Valid Percent
Not Applicable	118	18.6	18.6
Poorly	38	6.0	6.0
Moderately	160	25.2	25.2
Appreciable	210	33.1	33.1
Highly Appreciable	109	17.2	17.2
Total	635	100.0	100.0

The students were asked to rate regarding Animation classes. 17.2% students rated these classes as “highly appreciable”, 33.1% students rated these classes as “appreciable” while 25.2% students rated it as “moderately appreciable”

How do you rate the various grooming classes in the college- Animation Classes



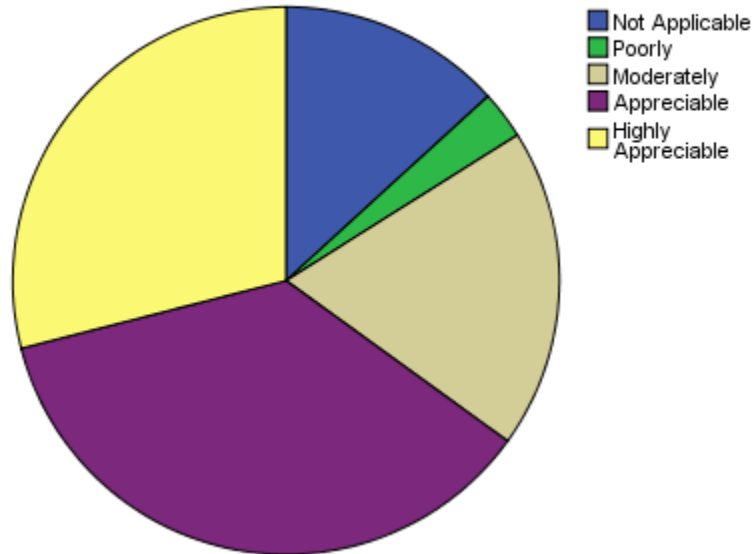
Q.8 How do you rate the various grooming classes in the college- PDP Classes

How do you rate the various grooming classes in the college- PDP Classes

Criteria	Frequency	Percent	Valid Percent
Not Applicable	84	13.2	13.2
Poorly	18	2.8	2.8
Moderately	120	18.9	18.9
Appreciable	229	36.1	36.1
Highly Appreciable	184	29.0	29.0
Total	635	100.0	100.0

The students were asked to rate regarding PDP classes. 29.0% students rated these classes as “highly appreciable” while 36.1% students rated these classes as “appreciable”.

How do you rate the various grooming classes in the college- PDP Classes



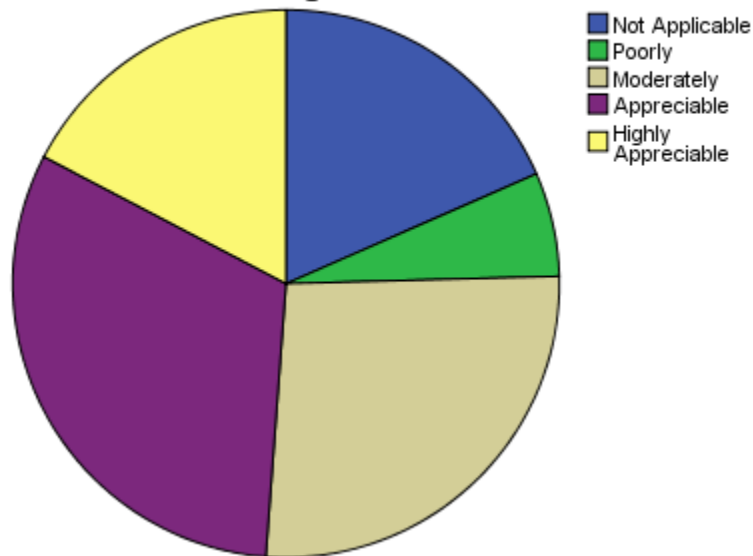
Q.9 How do you rate the various grooming classes in the college- French Classes

How do you rate the various grooming classes in the college- French Classes

Criteria	Frequency	Percent	Valid Percent
Not Applicable	117	18.4	18.4
Poorly	39	6.1	6.1
Moderately	169	26.6	26.6
Appreciable	200	31.5	31.5
Highly Appreciable	110	17.3	17.3
Total	635	100.0	100.0

The students were asked to rate regarding French classes. 17.3% students rated these classes as “highly appreciable” while 31.5% students rated these classes as “appreciable”.

How do you rate the various grooming classes in the college- French Classes



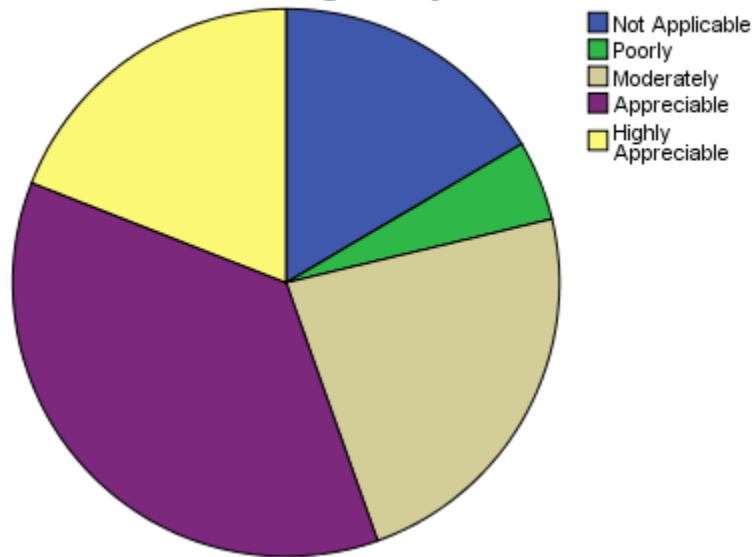
Q.10 How do you rate the various grooming classes in the college- Tally Classes

How do you rate the various grooming classes in the college- Tally Classes

Criteria	Frequency	Percent	Valid Percent
Not Applicable	105	16.5	16.5
Poorly	30	4.7	4.7
Moderately	148	23.3	23.3
Appreciable	231	36.4	36.4
Highly Appreciable	121	19.1	19.1
Total	635	100.0	100.0

The students were asked to rate regarding Tally classes. 19.1% students rated these classes as “highly appreciable” while 36.4% students rated these classes as “appreciable”.

How do you rate the various grooming classes in the college- Tally Classes



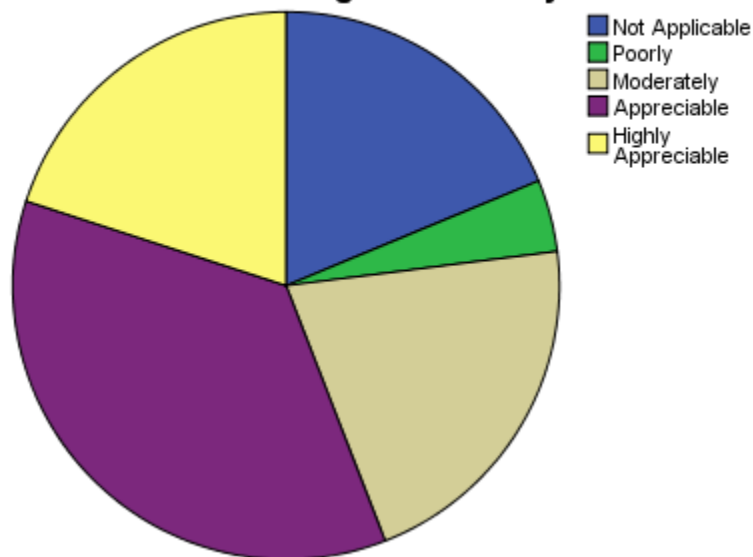
Q.11 How do you rate the various grooming classes in the college- IIT Bombay

How do you rate the various grooming classes in the college- IIT Bombay

Criteria	Frequency	Percent	Valid Percent
Not Applicable	119	18.7	18.7
Poorly	27	4.3	4.3
Moderately	134	21.1	21.1
Appreciable	228	35.9	35.9
Highly Appreciable	127	20.0	20.0
Total	635	100.0	100.0

The students were asked to rate regarding IIT Bombay certification classes. 20.0% students rated these classes as “highly appreciable” while 35.9% students rated it as “appreciable”.

How do you rate the various grooming classes in the college- IIT Bombay



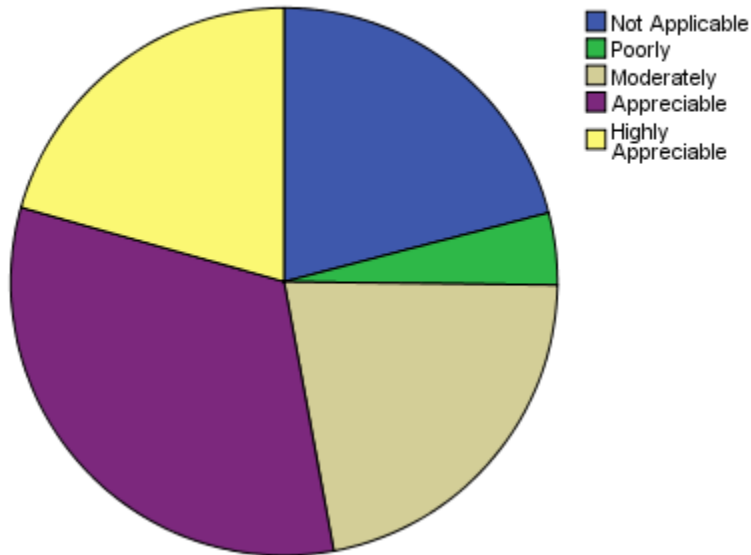
Q.12 How do you rate the various grooming classes in the college-Wu-Shu Classes

How do you rate the various grooming classes in the college-Wu-Shu Classes

Criteria	Frequency	Percent	Valid Percent
Not Applicable	133	20.9	20.9
Poorly	27	4.3	4.3
Moderately	139	21.9	21.9
Appreciable	205	32.3	32.3
Highly Appreciable	131	20.6	20.6
Total	635	100.0	100.0

The students were asked to rate regarding WU-SHU classes. 20.6% students rated these classes as “highly appreciable” while 32.3% students rated these classes as “appreciable”.

How do you rate the various grooming classes in the college-Wu-Shu Classes



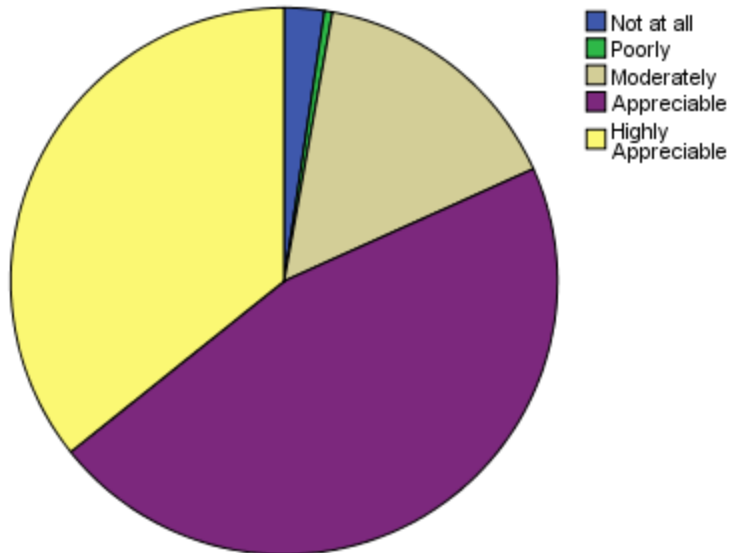
Q.13 Is the internal assessment system conducive to- Understanding the course

Is the internal assessment system conducive to- Understanding the course

Criteria	Frequency	Percent	Valid Percent
Not at all	15	2.4	2.4
Poorly	3	.5	.5
Moderately	98	15.4	15.4
Appreciable	292	46.0	46.0
Highly Appreciable	227	35.7	35.7
Total	635	100.0	100.0

The students were asked to rate regarding their understanding of the course. 35.7% students rated that their understanding of the course as “highly appreciable” while 46.0% students rated the same as “appreciable”.

Is the internal assessment system conducive to- Understanding the course



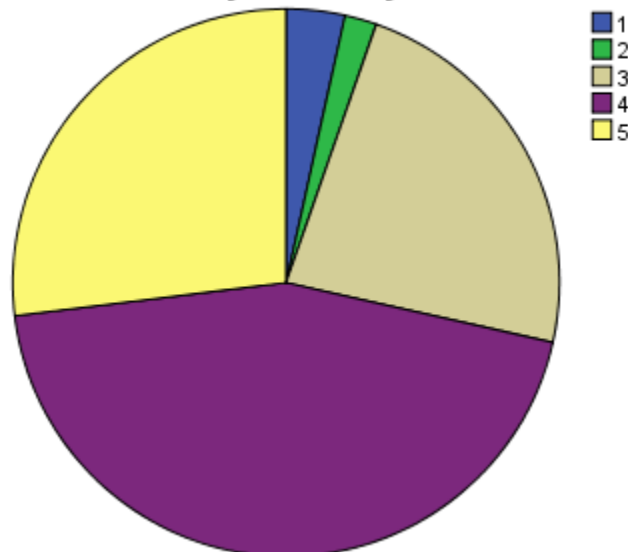
Q.14 Is the internal assessment system conducive to- Early discovery of difficulties

Is the internal assessment system conducive to- Early discovery of difficulties

Criteria	Frequency	Percent	Valid Percent
Not at all (1)	22	3.5	3.5
Poorly (2)	12	1.9	1.9
Moderately (3)	147	23.1	23.1
Appreciable (4)	283	44.6	44.6
Highly Appreciable (5)	171	26.9	26.9
Total	635	100.0	100.0

The students were asked to rate regarding early discovery of difficulties. 26.9% students rates as “highly appreciable” while 44.6% students rated as “appreciable”.

Is the internal assessment system conducive to- Early discovery of difficulties



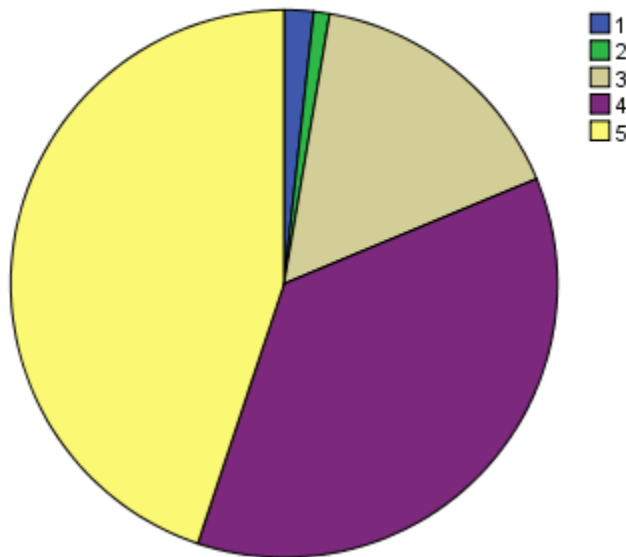
Q.15 Is the internal assessment system conducive to- Interaction with the teacher

Is the internal assessment system conducive to- Interaction with the teacher

Criteria	Frequency	Percent	Valid Percent
Not at all (1)	11	1.7	1.7
Poorly (2)	6	.9	.9
Moderately (3)	102	16.1	16.1
Appreciable (4)	231	36.4	36.4
Highly Appreciable (5)	285	44.9	44.9
Total	635	100.0	100.0

The students were asked to rate regarding their interaction with teacher. 44.9% students rated that their interaction with teacher is “highly appreciable”.

Is the internal assessment system conducive to- Interaction with the teacher



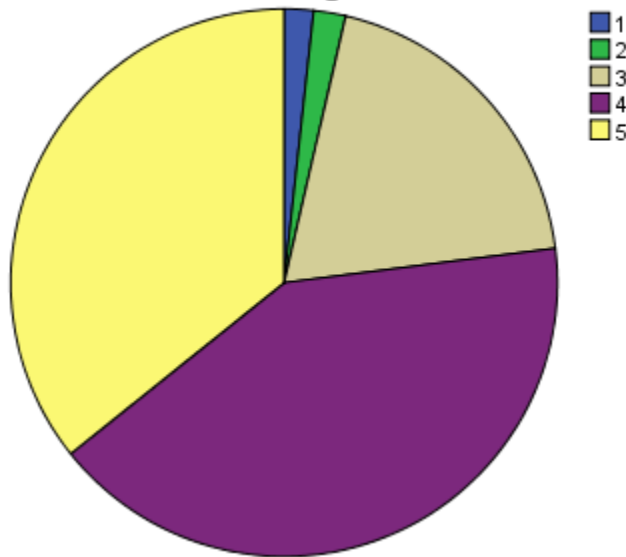
Q.16 Is the internal assessment system conducive to- Regular work

Is the internal assessment system conducive to- Regular work

Criteria	Frequency	Percent	Valid Percent
Not at all (1)	11	1.7	1.7
Poorly (2)	12	1.9	1.9
Moderately (3)	123	19.4	19.4
Appreciable (4)	262	41.3	41.3
Highly Appreciable (5)	227	35.7	35.7
Total	635	100.0	100.0

The students were asked to rate regarding regular work. 35.7% students rated the regular work as “highly appreciable”, while 41.3% students rated it as “appreciable”.

Is the internal assessment system conducive to- Regular work



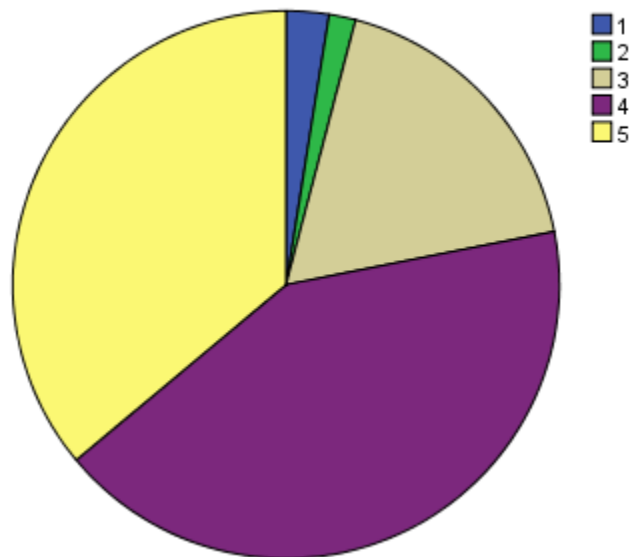
Q.17 Is the internal assessment system conducive to- Continuous self-assessment

Is the internal assessment system conducive to- Continuous self-assessment

Criteria	Frequency	Percent	Valid Percent
Not at all (1)	16	2.5	2.5
Poorly (2)	10	1.6	1.6
Moderately (3)	113	17.8	17.8
Appreciable (4)	267	42.0	42.0
Highly Appreciable (5)	229	36.1	36.1
Total	635	100.0	100.0

The students were asked to rate whether the internal assessment system was conducive to continuous self-assessment. 36.1% students rated it as “highly conducive” and 42.0% students rated it as “appreciably conducive”.

Is the internal assessment system conducive to- Continuous self-assessment

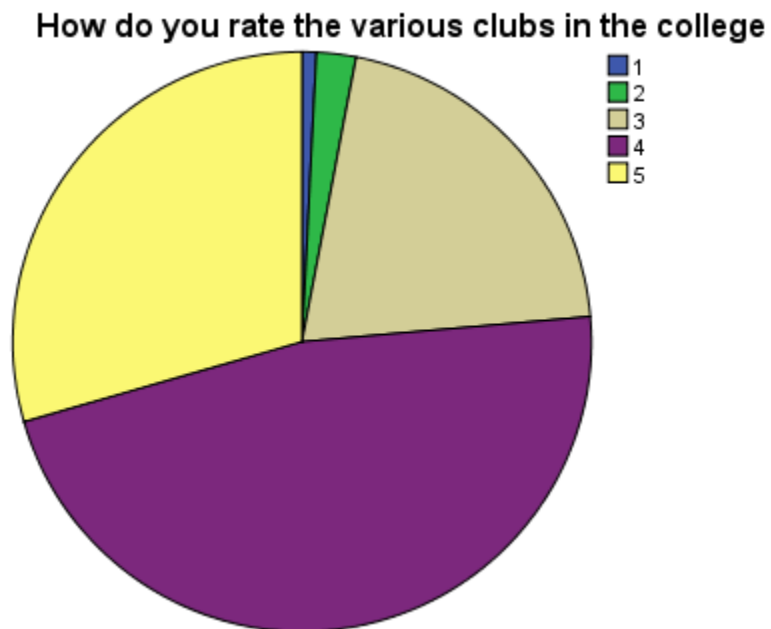


Q.18 How do you rate the various clubs in the college

How do you rate the various clubs in the college

Criteria	Frequency	Percent	Valid Percent
Very Poor (1)	5	.8	.8
Good (2)	14	2.2	2.2
Average (3)	131	20.6	20.6
Good (4)	298	46.9	46.9
Very Good (5)	187	29.4	29.4
Total	635	100.0	100.0

The students were asked to rate the various clubs in the college. 29.4% students rated it as “very good” while 46.9% rated it as “good”.



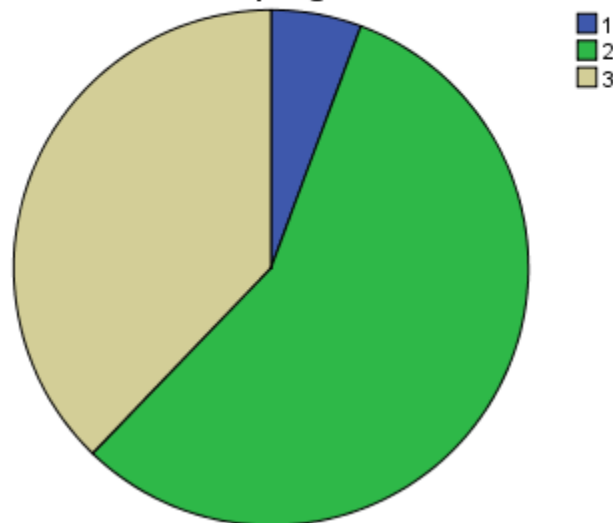
Q.19 When you meet students who have taken a similar programme at other colleges do you feel that your programme is?

When you meet students who have taken a similar programme at other colleges do you feel that your programme is?

Criteria	Frequency	Percent	Valid Percent
Inferior (1)	36	5.7	5.7
Equal (2)	359	56.5	56.5
Superior (3)	240	37.8	37.8
Total	635	100.0	100.0

The students were asked to rate regarding their feelings when they meet students who had taken a similar programme at other college. 37.8% students felt as “superior” while 56.5% students felt as “equal”.

When you meet students who have taken a similar programme at other colleges do you feel that your programme is?



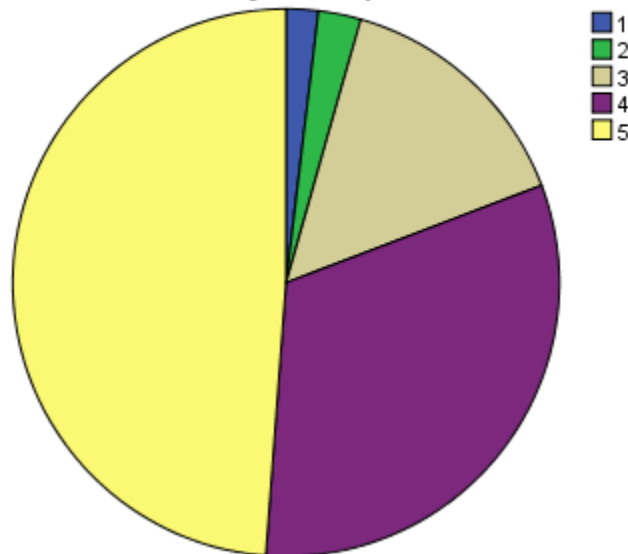
Q.20 How do you rate the students-teacher relationship in your department?

How do you rate the students-teacher relationship in your department?

Criteria	Frequency	Percent	Valid Percent
Very Poor (1)	12	1.9	1.9
Unsatisfactory (2)	16	2.5	2.5
Satisfactory (3)	94	14.8	14.8
Good (4)	203	32.0	32.0
Very Good (5)	310	48.8	48.8
Total	635	100.0	100.0

The students were asked to rate regarding student teacher relationship. 48.8% students rated as “very good”.

How do you rate the students-teacher relationship in your department?



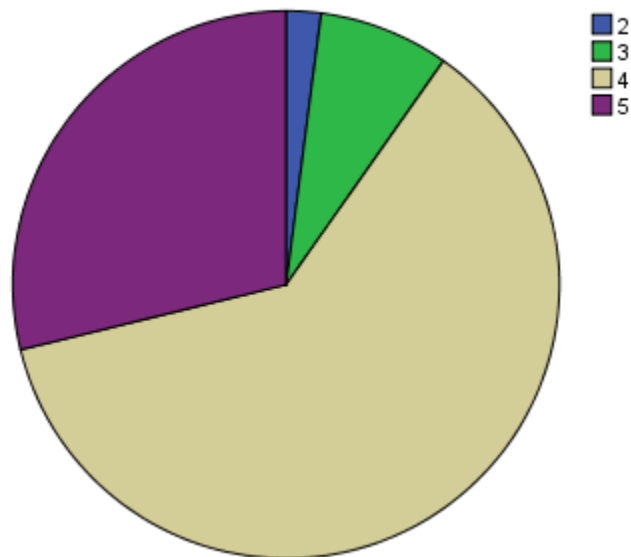
Q.21 How do you find the college's administrative offices?

How do you find the college's administrative offices?

Criteria	Frequency	Percent	Valid Percent
Unhelpful (2)	13	2.0	2.0
Indifferent (3)	49	7.7	7.7
Helpful (4)	390	61.4	61.4
Very Helpful (5)	183	28.8	28.8
Total	635	100.0	100.0

The students were asked to rate regarding working of college administrative office. 28.8% students rated these as “very helpful” while 61.4% students rated these as “helpful”.

How do you find the college's administrative offices?



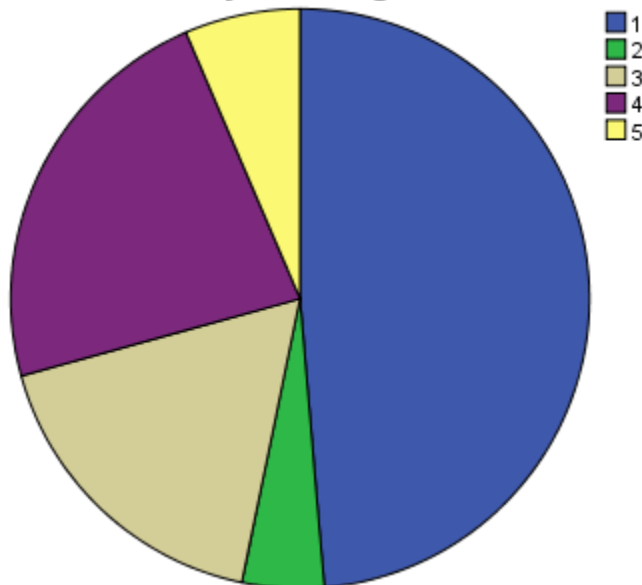
Q.22 What is your rating on hostel facilities?

What is your rating on hostel facilities?

Criteria	Frequency	Percent	Valid Percent
Not Applicable (1)	309	48.7	48.7
Poor (2)	29	4.6	4.6
Average (3)	111	17.5	17.5
Good (4)	145	22.8	22.8
Very Good (5)	41	6.5	6.5
Total	635	100.0	100.0

The students were asked to rate regarding Hostel facilities. 6.5% students rated hostel facilities as “very good”, 22.8% students rated hostel facilities as “good” while 48.7% students rated it as “not applicable”.

What is your rating on hostel facilities?

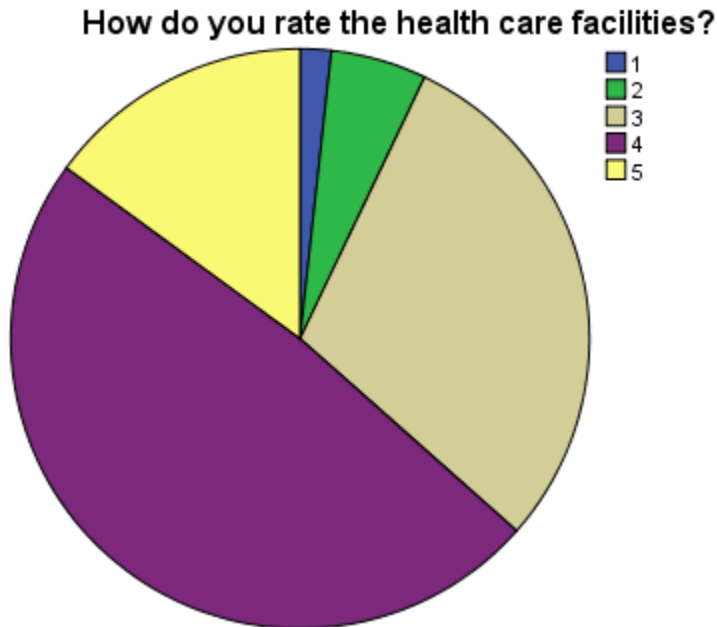


Q.23 How do you rate the health care facilities?

How do you rate the health care facilities?

Criteria	Frequency	Percent	Valid Percent
Very Poor (1)	11	1.7	1.7
Poor (2)	34	5.4	5.4
Average (3)	187	29.4	29.4
Good (4)	308	48.5	48.5
Very Good (5)	95	15.0	15.0
Total	635	100.0	100.0

The students were asked to rate regarding Health Care Facilities. 15.0% students rated health care facilities as “very good”, 48.5% students rated health care facilities as “good” while 29.4% students rated it as “average”.



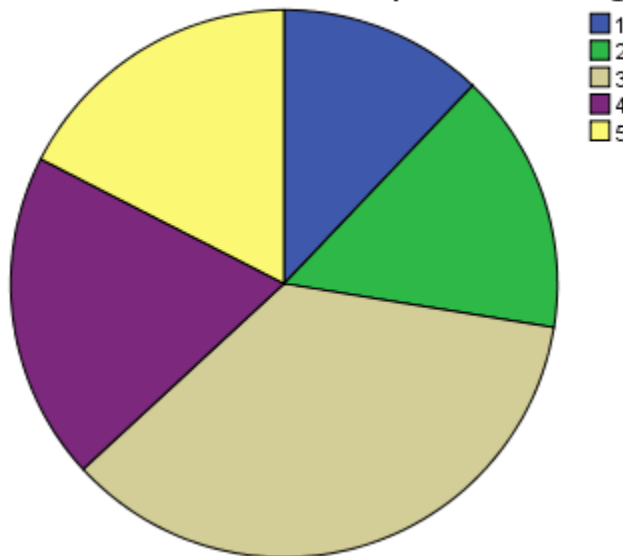
Q.24 Did you participate in any of the extra-curricular activities of the department/college

Did you participate in any of the extra-curricular activities of the department/college

Criteria	Frequency	Percent	Valid Percent
Never (1)	77	12.1	12.1
Rarely (2)	98	15.4	15.4
Sometimes (3)	226	35.6	35.6
Often (4)	123	19.4	19.4
Very Often (5)	111	17.5	17.5
Total	635	100.0	100.0

The students were asked to rate regarding their participation in any of the extra-curricular activities of the department/college. 17.5% students rated it as “very often, 19.4% rated it as “often” while 35.6% rated it as “sometimes”.

Did you participate in any of the extra-curricular activities of the department/college



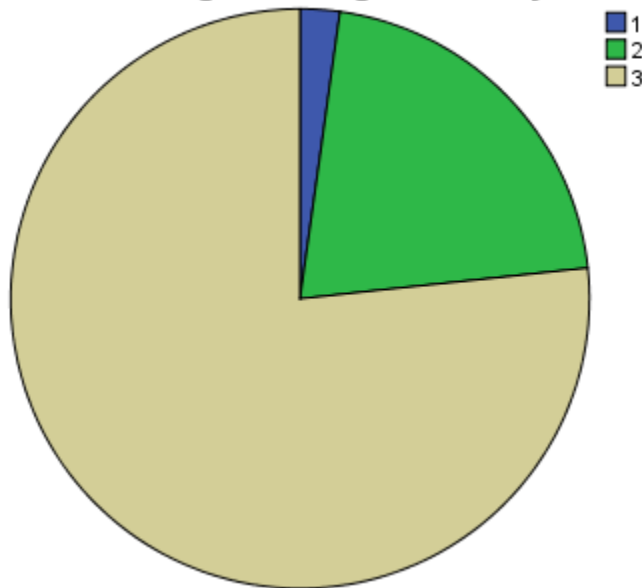
Q.25 After leaving the college how will you talk about it

After leaving the college how will you talk about it

Criteria	Frequency	Percent	Valid Percent
Disparagingly (1)	14	2.2	2.2
Indifferently (2)	134	21.1	21.1
Proudly (3)	487	76.7	76.7
Total	635	100.0	100.0

The students were asked to rate regarding their talking about the college after leaving it. 76.7% students rated that they would talk about it “proudly”.

After leaving the college how will you talk about it



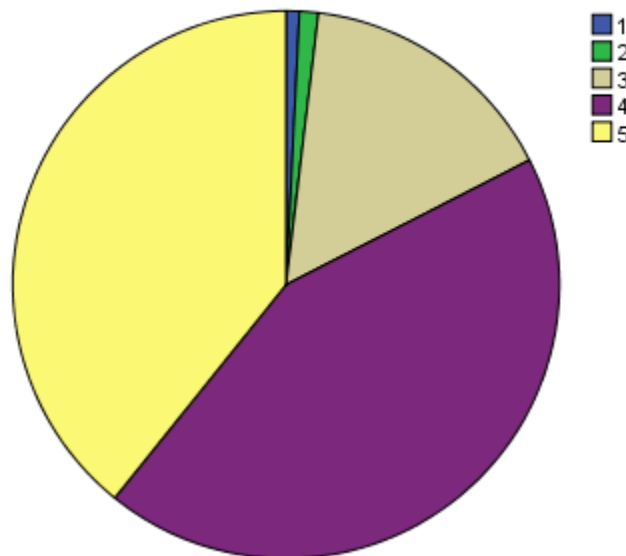
Q.26 Overall rating of the following programme-Academic content

Overall rating of the following programme-Academic content

Criteria	Frequency	Percent	Valid Percent
Very Poor (1)	5	.8	.8
Poor (2)	7	1.1	1.1
Average (3)	99	15.6	15.6
Good (4)	275	43.3	43.3
Very Good (5)	249	39.2	39.2
Total	635	100.0	100.0

The students were asked to rate regarding overall rating of the programme-academic content. 39.2% students rated it as “very good” while 43.3% rated it as “good”.

Overall rating of the following programme-Academic content



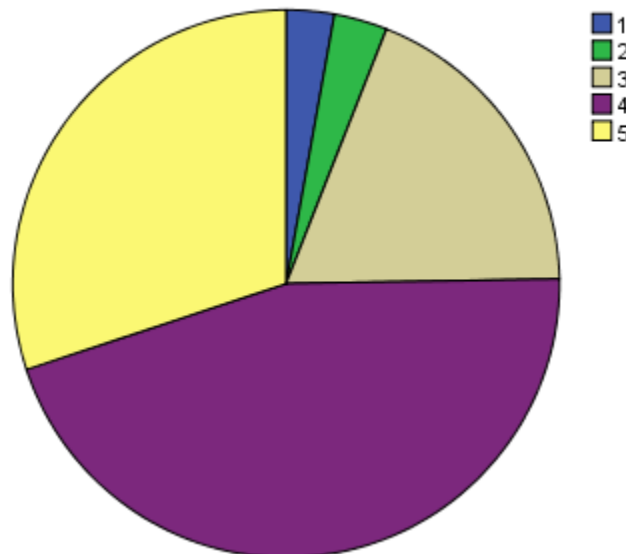
Q.27 Overall rating of the following programme- Fairness of evaluation

Overall rating of the following programme- Fairness of evaluation

Criteria	Frequency	Percent	Valid Percent
Very Poor (1)	18	2.8	2.8
Poor (2)	20	3.1	3.1
Average (3)	119	18.7	18.7
Good (4)	287	45.2	45.2
Very Good (5)	191	30.1	30.1
Total	635	100.0	100.0

The students were asked to rate regarding overall rating of the programme-academic content. 30.1% students rated it as “very good” while 45.2% rated it as “good”.

Overall rating of the following programme- Fairness of evaluation

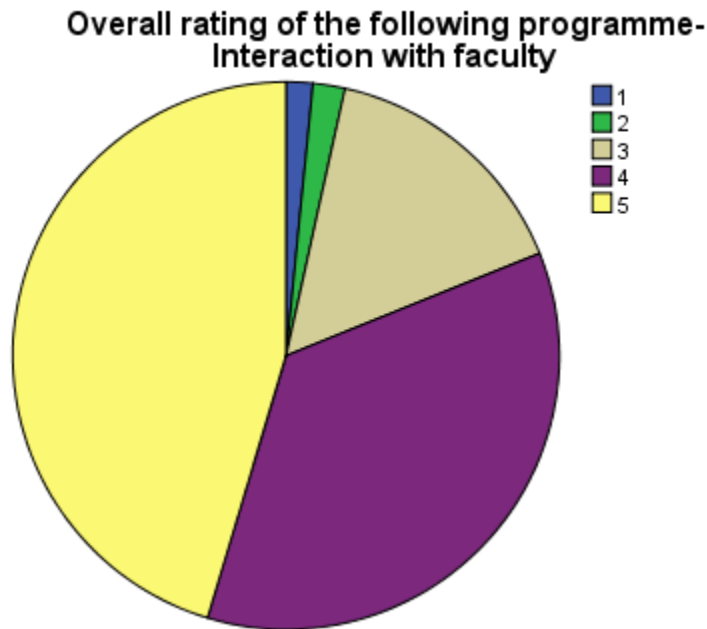


Q.28 Overall rating of the following programme- Interaction with faculty

Overall rating of the following programme- Interaction with faculty

Criteria	Frequency	Percent	Valid Percent
Very Poor (1)	10	1.6	1.6
Poor (2)	12	1.9	1.9
Average (3)	98	15.4	15.4
Good (4)	227	35.7	35.7
Very Good (5)	288	45.4	45.4
Total	635	100.0	100.0

The students were asked to rate regarding overall rating of the programme-interaction with faculties. 45.4% students rated it as “very good” while 35.7% rated it as “good”.

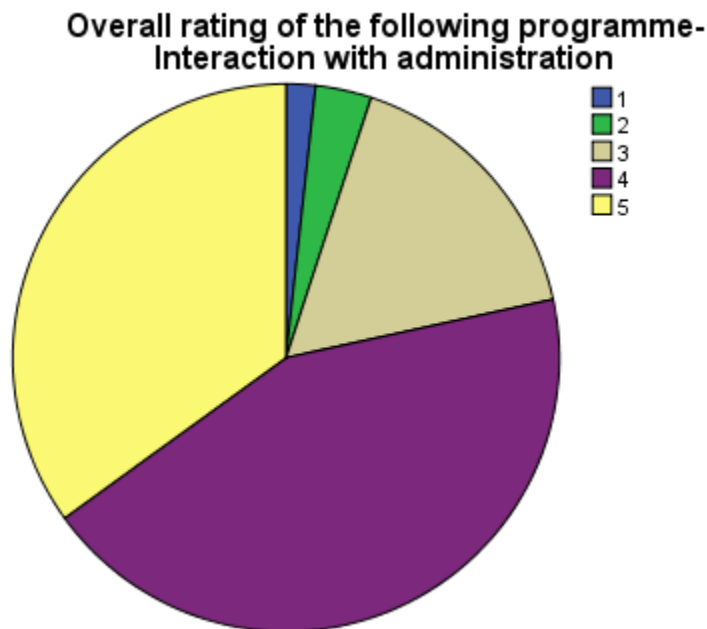


Q.29 Overall rating of the following programme- Interaction with administration

Overall rating of the following programme- Interaction with administration

Criteria	Frequency	Percent	Valid Percent
Very Poor (1)	11	1.7	1.7
Poor (2)	21	3.3	3.3
Average (3)	105	16.5	16.5
Good (4)	276	43.5	43.5
Very Good (5)	222	35.0	35.0
Total	635	100.0	100.0

The students were asked to rate regarding overall rating of the programme-interaction with administration. 35.0% students rated it as “very good” while 43.5% rated it as “good”.



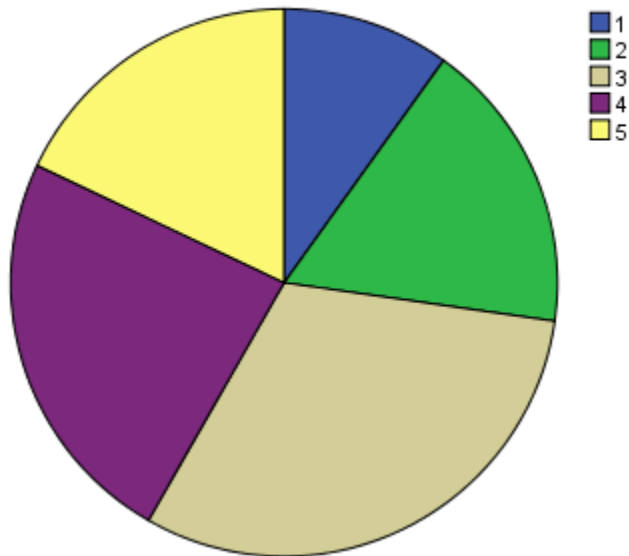
Q.30 Overall rating of the following programme- Library facilities

Overall rating of the following programme- Library facilities

Criteria	Frequency	Percent	Valid Percent
Very Poor (1)	63	9.9	9.9
Poor (2)	110	17.3	17.3
Average (3)	197	31.0	31.0
Good (4)	151	23.8	23.8
Very Good (5)	114	18.0	18.0
Total	635	100.0	100.0

The students were asked to rate regarding overall rating of the programme-library facilities. 18.0% students rated it as “Very good”, 23.8% students rated it as “good” while 31.0% students rated it as “average”.

Overall rating of the following programme- Library facilities



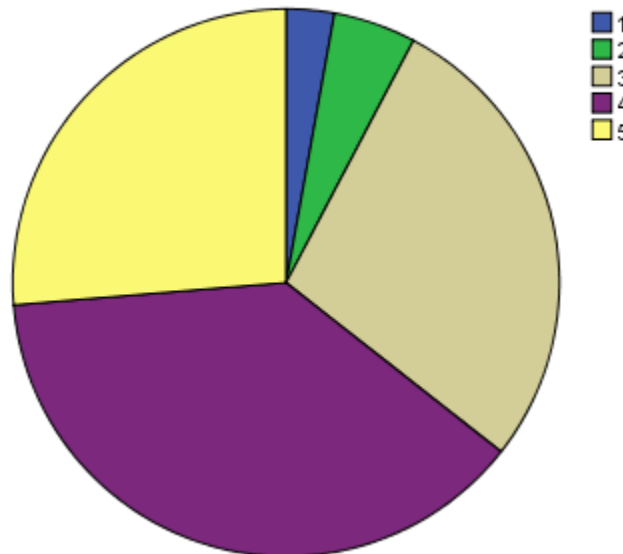
Q.31 Overall rating of the following programme- Computer facilities

Overall rating of the following programme- Computer facilities

Criteria	Frequency	Percent	Valid Percent
Very Poor (1)	18	2.8	2.8
Poor (2)	31	4.9	4.9
Average (3)	177	27.9	27.9
Good (4)	242	38.1	38.1
Very Good (5)	167	26.3	26.3
Total	635	100.0	100.0

The students were asked to rate regarding overall rating of the programme-computer facilities. 26.3% students rated it as “very good”, 38.1% students rated it as “good” while 27.9% students rated it as “average”.

Overall rating of the following programme- Computer facilities



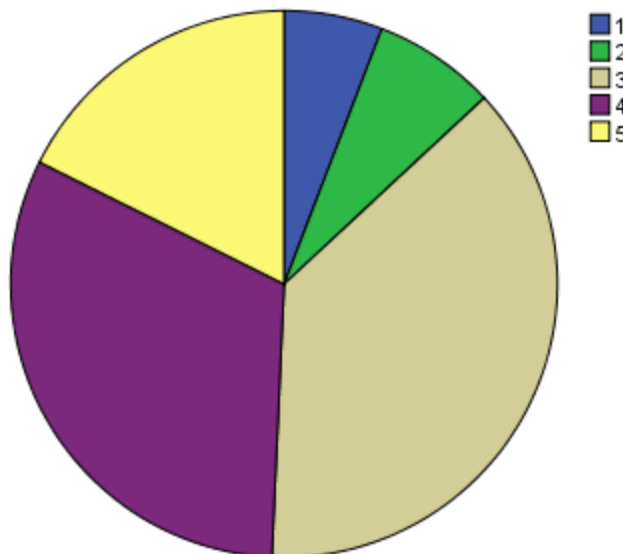
Q.32 Overall rating of the following programme- Hostel facilities

Overall rating of the following programme- Hostel facilities

Criteria	Frequency	Percent	Valid Percent
Very Poor (1)	37	5.8	5.8
Poor (2)	46	7.2	7.2
Average (3)	239	37.6	37.6
Good (4)	201	31.7	31.7
Very Good (5)	112	17.6	17.6
Total	635	100.0	100.0

The students were asked to rate regarding overall rating of the programme-hostel facilities. 17.6% students rated it as “Very good”, 31.7% students rated it as “good”.

Overall rating of the following programme- Hostel facilities



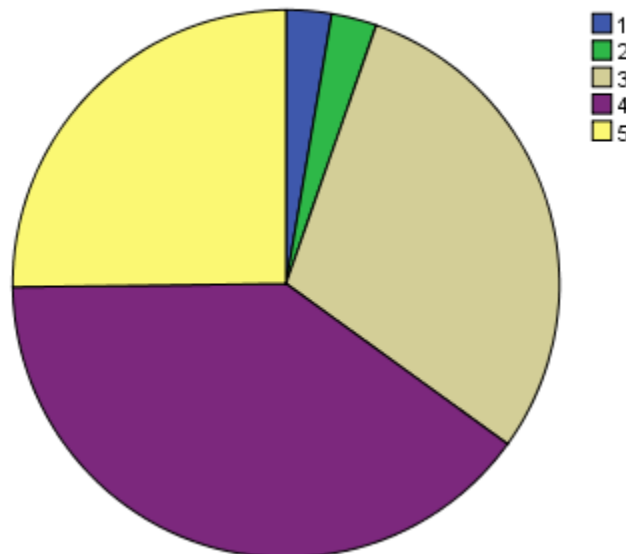
Q.33 Overall rating of the following programme-Recreational facilities

Overall rating of the following programme-Recreational facilities

Criteria	Frequency	Percent	Valid Percent
Very Poor (1)	17	2.7	2.7
Poor (2)	17	2.7	2.7
Average (3)	188	29.6	29.6
Good (4)	253	39.8	39.8
Very Good (5)	160	25.2	25.2
Total	635	100.0	100.0

The students were asked to rate regarding overall rating of the program-recreational facilities. 25.2% students rated it as “very good”, 39.8% students rated it as “good” while 29.6% students rated it as “average”.

Overall rating of the following programme-Recreational facilities



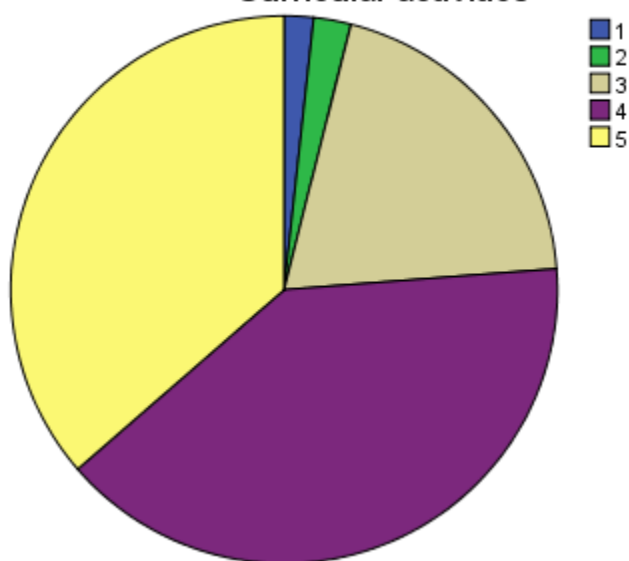
Q.34 Overall rating of the following programme- Extra-Curricular activities

Overall rating of the following programme- Extra-Curricular activities

Criteria	Frequency	Percent	Valid Percent
Very Poor (1)	11	1.7	1.7
Poor (2)	14	2.2	2.2
Average (3)	126	19.8	19.8
Good (4)	253	39.8	39.8
Very Good (5)	231	36.4	36.4
Total	635	100.0	100.0

The students were asked to rate regarding overall rating of the programme-extracurricular activities. 36.4% students rated it as “very good”, 39.8% students rated it as “good”.

Overall rating of the following programme- Extra-Curricular activities



Q.35 Overall rating of the following programme-Sports & Clubs facilities

Overall rating of the following programme-Sports & Clubs facilities

Criteria	Frequency	Percent	Valid Percent
Very Poor (1)	16	2.5	2.5
Poor (2)	14	2.2	2.2
Average (3)	136	21.4	21.4
Good (4)	232	36.5	36.5
Very Good (5)	237	37.3	37.3
Total	635	100.0	100.0

The students were asked to rate regarding overall rating of the programme-sports & clubs facilities. 37.3% students rated it as “very good”, 36.5% students rated it as “good”.

Overall rating of the following programme-Sports & Clubs facilities

